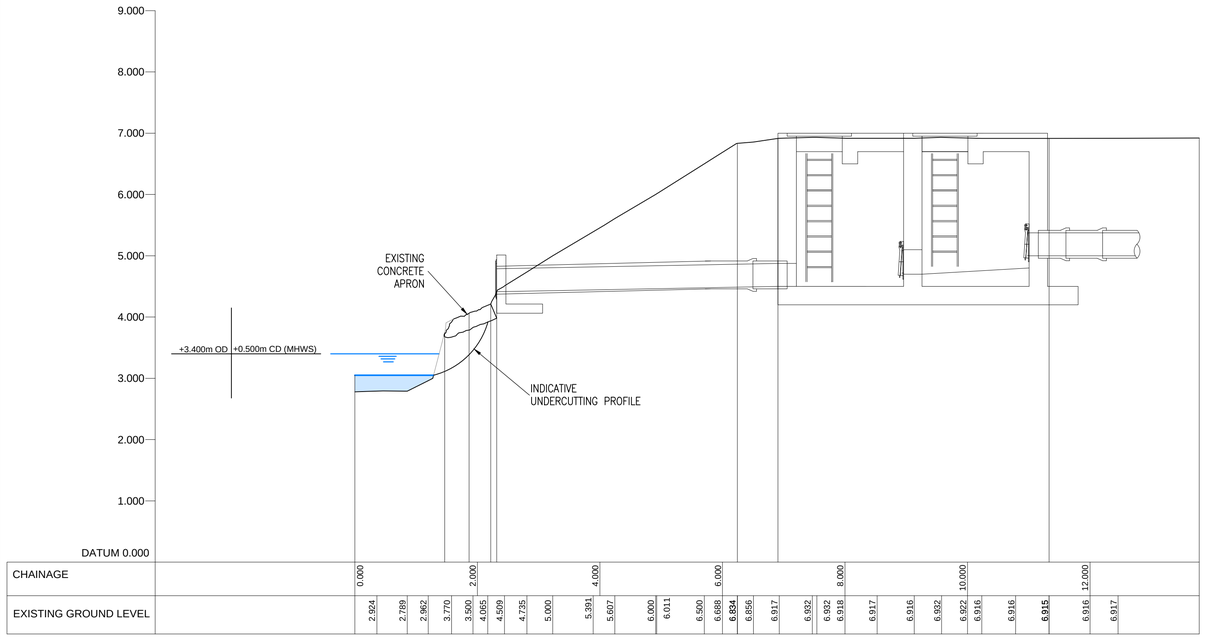

SECTION A–A – EXISTING

(SCALE 1:50)

HEADWALL AND APRON

VOID WITH RE–BAR EXPOSED

Do not scale from this drawing.

SAFETY HEALTH AND ENVIRONMENTAL INFORMATION

IN ADDITION TO THE HAZARD/RISKS NORMALLY ASSOCIATED WITH THE TYPES OF WORK DETAILED ON THIS DRAWING, NOTE THE FOLLOWING RISKS AND INFORMATION.

RISKS LISTED HERE ARE NOT EXHAUSTIVE. REFER TO DESIGN ASSESSMENT FORM NO. 120164/01

CONSTRUCTION
- EMBANKMENT MAKE–UP INCLUDES REINFORCED CONCRETE BLOCKS WITH EXPOSED REBAR

DEMOLITION
- EMBANKMENT MAKE–UP INCLUDES REINFORCED CONCRETE BLOCKS WITH EXPOSED REBAR

FOR INFORMATION RELATING TO USE, CLEANING AND MAINTENANCE SEE THE HEALTH AND SAFETY FILE

IT IS ASSUMED THAT ALL WORKS WILL BE CARRIED OUT BY A COMPETENT CONTRACTOR WORKING, WHERE APPROPRIATE, TO AN APPROVED METHOD STATEMENT.

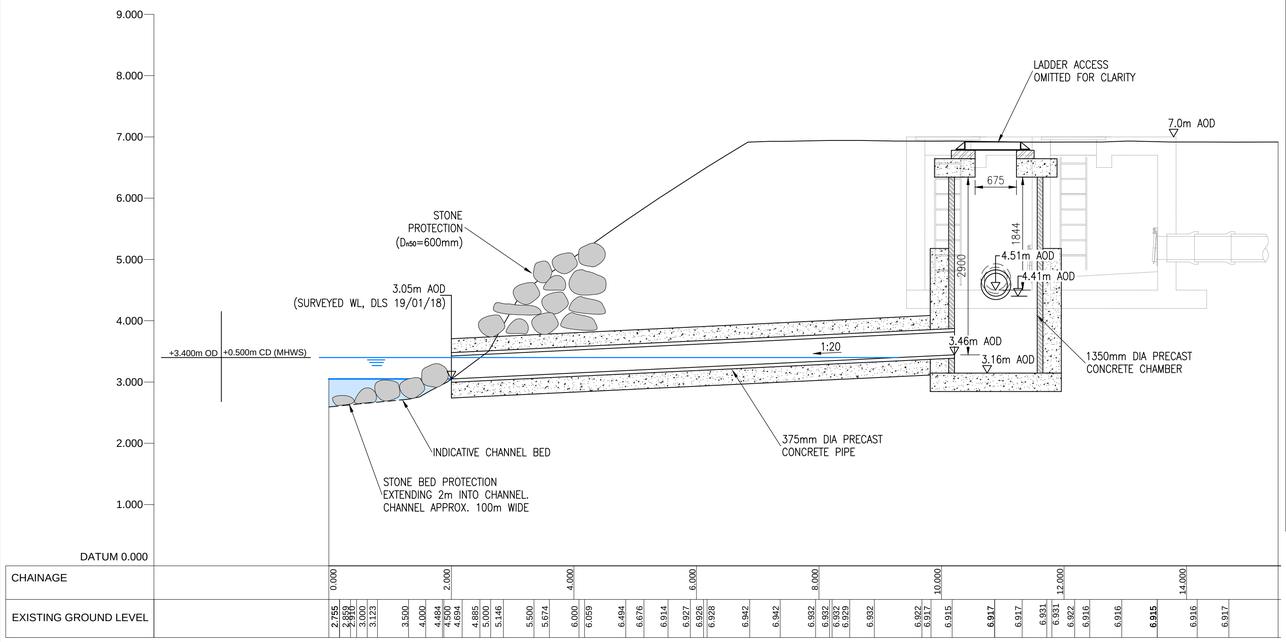

SECTION B–B – PROPOSED

(SCALE 1:50)

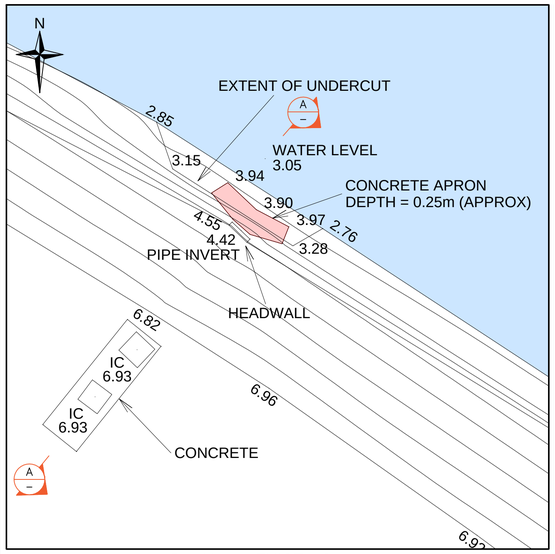

PLAN – EXISTING

(SCALE 1:100)

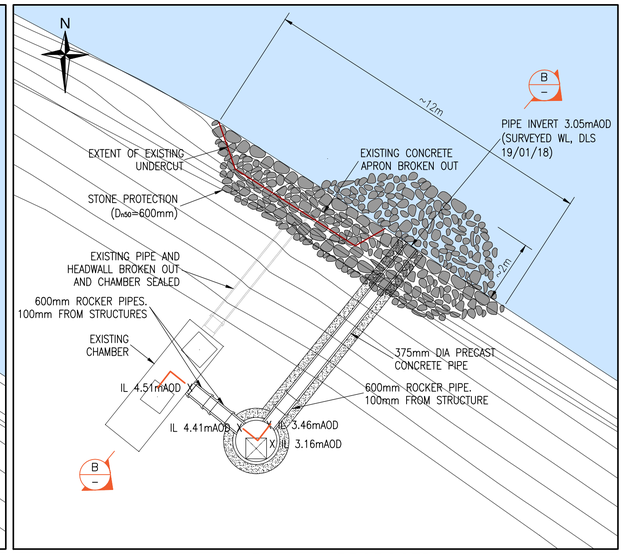

PLAN – PROPOSED

(SCALE 1:100)

SCALE 1:50

mm 500 1000 1500 2000 2500 5000

SCALE 1:100

m 1 2 3 4 5 10

Rev.	Date	Description	Drawn	Checked	Approved
B	05/12/18	TIDAL BAR ADDED. SCALE BARS ADDED.	KAB		
A	19/04/18	ADDITION OF STONE BED PROTECTION & LADDER ACCESS NOTE	CK	VF	KMHB

Notes:

Client: PERTH & KINROSS COUNCIL

Project Title: NORTH MUIRTON FLOOD EMBANKMENT

Redacted

Drawing Title: DROP CHAMBER OUTFALL PLAN AND SECTIONS

FAIRHURST
225 Bath Street,
GLASGOW, G2 4GZ
Tel: 0141 204 8800 Fax: 0141 204 8801

Scale at A1: AS SHOWN

Status: For Information

Drawing No.: 120164/2001

Revision: B