




SPELVE B, LOCH SPELVE

ADMIRALTY CHART EXTRACT

07/12/2017

Proposed new configuration for Spelve B, Loch Spelve

Key:

-  Proposed cage grid
-  Proposed moorings extent/planning area
-  Proposed feed barge location

Two groups of 6 x 90 m circumference circles in 70 m grids.

1:10,000 @ A4