

NOTES

- ALL DIMENSIONS ARE IN MILLIMETRES, UNLESS NOTED OTHERWISE.
- ALL LEVELS ARE IN METRES ABOVE ZERO TIDE LEVEL (MARKED ±0.00m CD).
- ANY ELEMENTS OR OBJECTS THAT ARE NOT DIMENSIONED SHALL NOT BE SCALED UNDER ANY CIRCUMSTANCES. THEY SHALL BE AGREED/CONFIRMED WITH THE EMPLOYER.
- ALL WELDS TO BE 6mm CONTINUOUS FILLET WELDS UNLESS NOTED OTHERWISE.
- ALL STEEL MEMBERS SHALL BE GRADE S275.
- ALL STEELWORK TO BE HOT-DIP GALVANISED IN ACCORDANCE WITH BS EN ISO 1461.
- CONTRACTOR TO CONFIRM DIMENSIONS ON SITE BEFORE COMMENCING WORK.
- FASTENERS: ALL BOLTS AND NUTS TO BE M16 SPUN OR HOT DIPPED GALVANISED.
- NUTS SHALL BE NYLON INSERT LOCKING TYPE (NYLOC) TO PREVENT VIBRATION LOOSENING.
- GRP GRATINGS TO BE HELD IN PLACE WITH PROPRIETARY STAINLESS STEEL CLIPS, AS PER MANUFACTURER'S RECOMMENDATIONS. STAINLESS CLIPS TO BE ISOLATED FROM STEEL FRAME USING NYLON PADS.

REV	DATE	DESCRIPTION	BY	CHK	APP
P01	DEC '25	FIRST ISSUE	SJ	MN	AM

REVISIONS

CLIENT



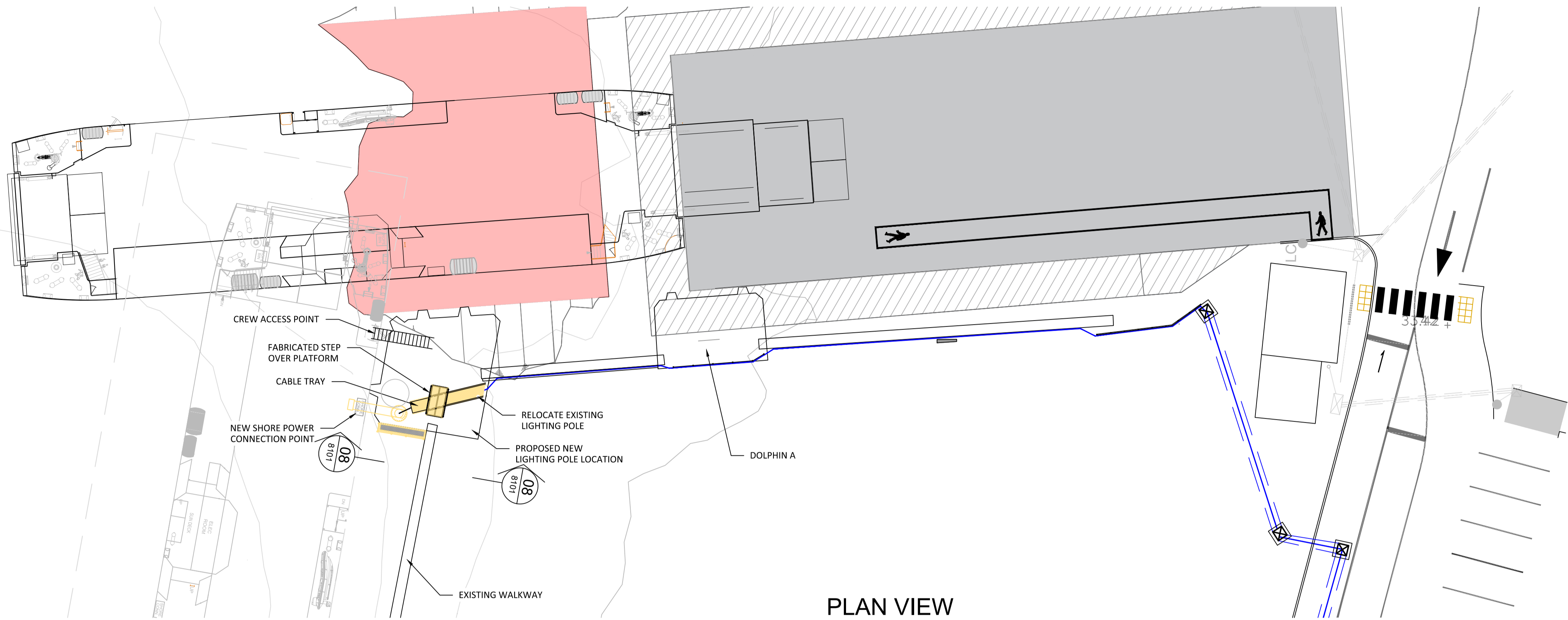
PROJECT
SMALL VESSEL REPLACEMENT PROJECT

TITLE
CMS MAINTENANCE PLATFORM

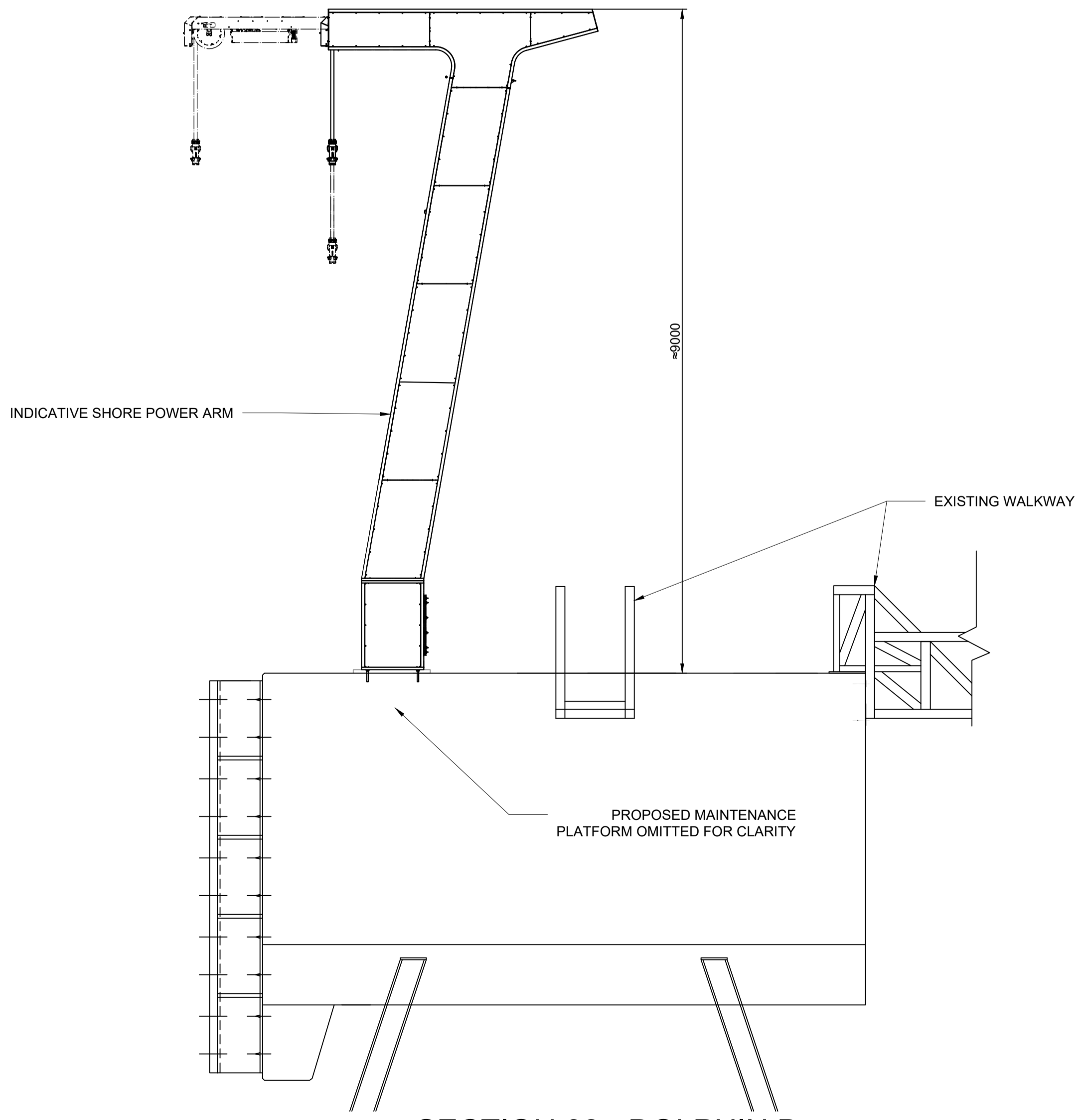


DRAWN	CHECKED	APPROVED
SJ	MN	AM

DRAWING No.	SUITABILITY	REVISION
PC5424-HAS-SP-CV-D-E-8010	S5	P01



PLAN VIEW
SCALE 1:200



SECTION 08 - DOLPHIN B
SCALE 1:50

- NOTES**
1. ALL DIMENSIONS ARE IN MILLIMETRES, UNLESS NOTED OTHERWISE.
 2. ALL LEVELS ARE IN METRES ABOVE ZERO TIDE LEVEL (MARKED ±0.00m CD).
 3. ANY ELEMENTS OR OBJECTS THAT ARE NOT DIMENSIONED SHALL NOT BE SCALED UNDER ANY CIRCUMSTANCES THEY SHALL BE AGREED/CONFIRMED WITH THE EMPLOYER.

- HAZARDS:**
1. CONTRACTOR TO BE AWARE OF VESSELS OPERATING ON THE SLIPWAY DURING THE WORKS.

REV	DATE	DESCRIPTION	BY	CHK	APP
P01	DEC '25	FIRST ISSUE	SJ	MN	AM

REVISIONS

CLIENT

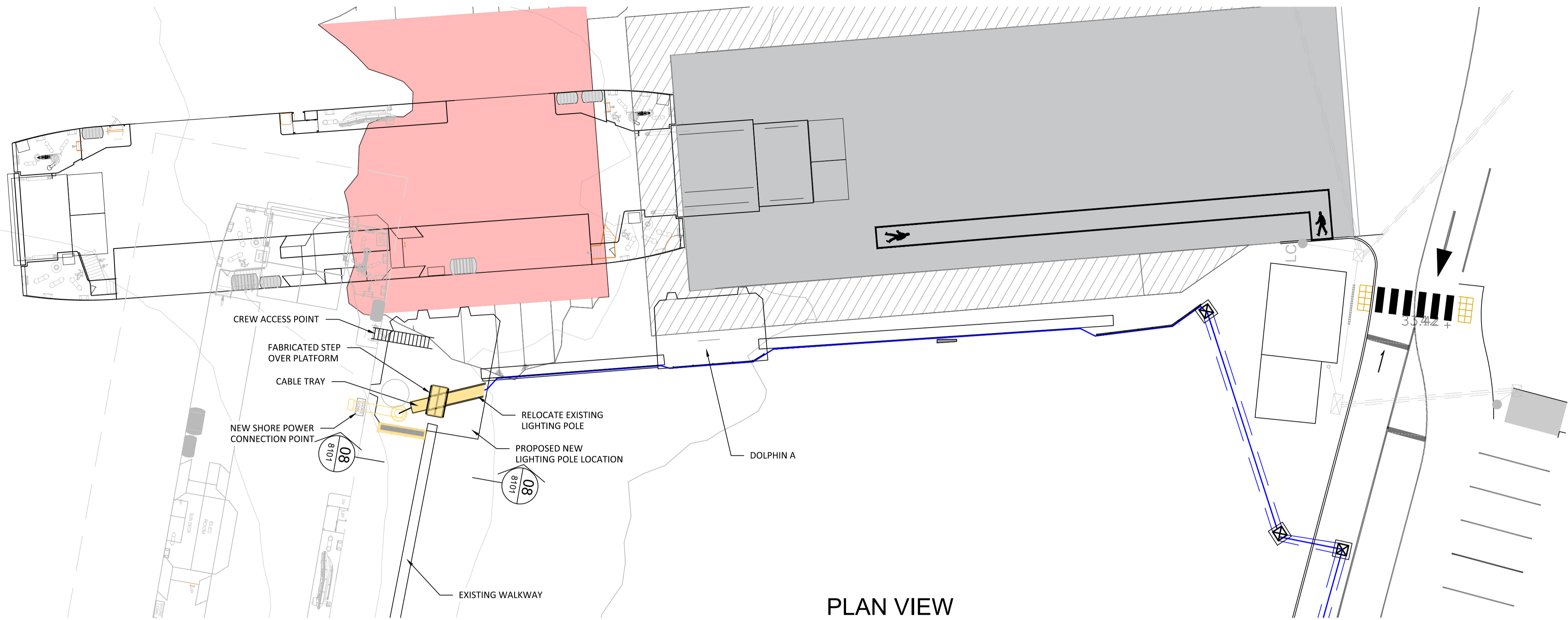


PROJECT
SMALL VESSEL REPLACEMENT PROJECT

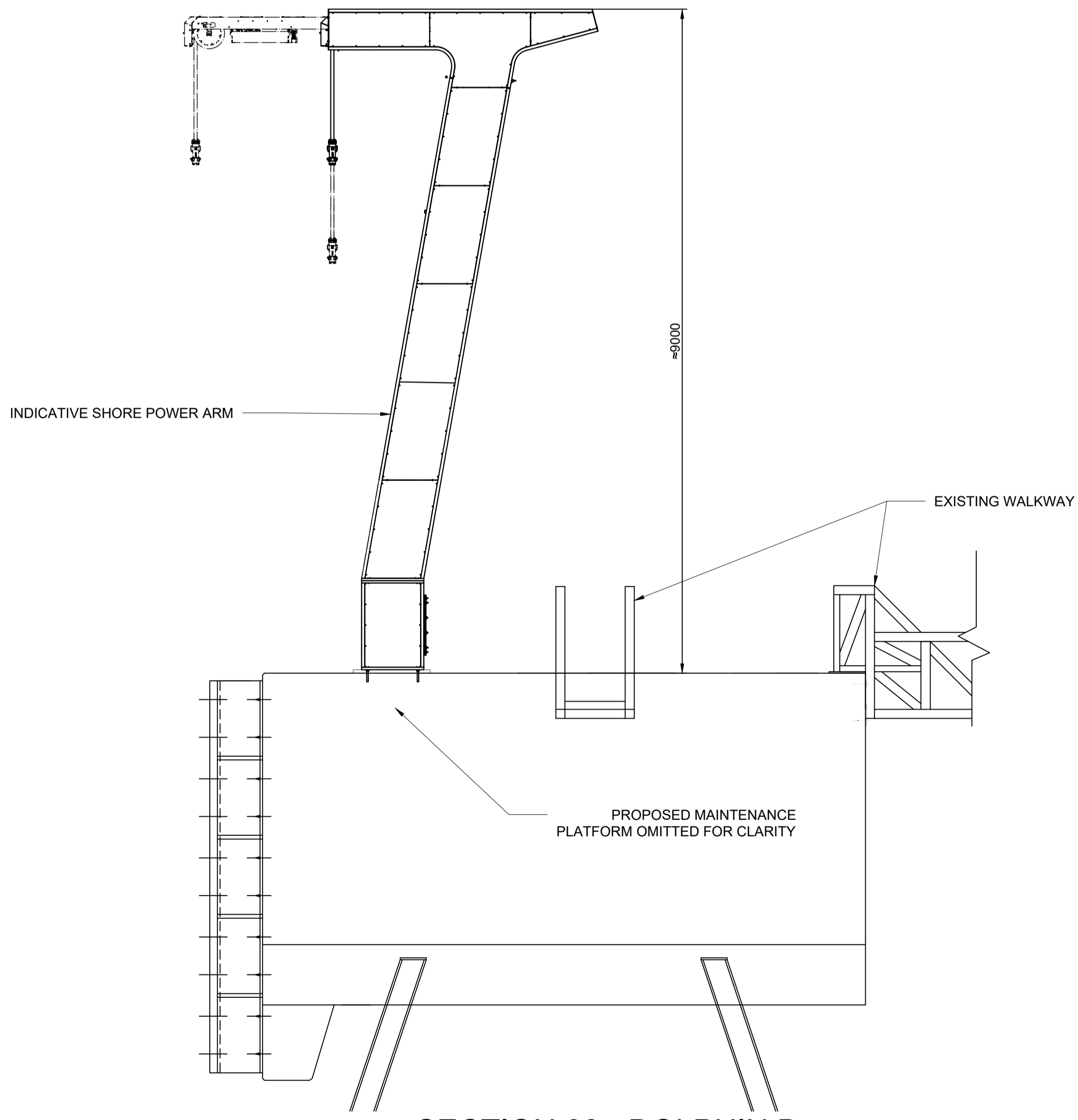
TITLE
SHORE POWER ARM



DRAWN	CHECKED	APPROVED
SJ	MN	AM
DATE	SCALE	REF.
DEC '25	AT A1 AS INDICATED	PC5424-HAS-SP-CV-D-EV-1101
DRAWING No.	SUITABILITY	REVISION
PC5424-HAS-SP-CV-D-EV-1101	S5	P02



PLAN VIEW
SCALE 1:200



SECTION 08 - DOLPHIN B
SCALE 1:50

- NOTES**
1. ALL DIMENSIONS ARE IN MILLIMETRES, UNLESS NOTED OTHERWISE.
 2. ALL LEVELS ARE IN METRES ABOVE ZERO TIDE LEVEL (MARKED ±0.00m CD).
 3. ANY ELEMENTS OR OBJECTS THAT ARE NOT DIMENSIONED SHALL NOT BE SCALED UNDER ANY CIRCUMSTANCES THEY SHALL BE AGREED/CONFIRMED WITH THE EMPLOYER.

- HAZARDS:**
1. CONTRACTOR TO BE AWARE OF VESSELS OPERATING ON THE SLIPWAY DURING THE WORKS.

REV	DATE	DESCRIPTION	BY	CHK	APP
P01	DEC '25	FIRST ISSUE	SJ	MN	AM

REVISIONS

CLIENT



PROJECT
SMALL VESSEL REPLACEMENT PROJECT

TITLE
SHORE POWER ARM



DRAWN	CHECKED	APPROVED
SJ	MN	AM
DATE	SCALE	REF.
DEC '25	AT A1 AS INDICATED	PC5424-HAS-SP-CV-D-EV-1101
DRAWING No.	SUITABILITY	REVISION
PC5424-HAS-SP-CV-D-EV-1101	S5	P02