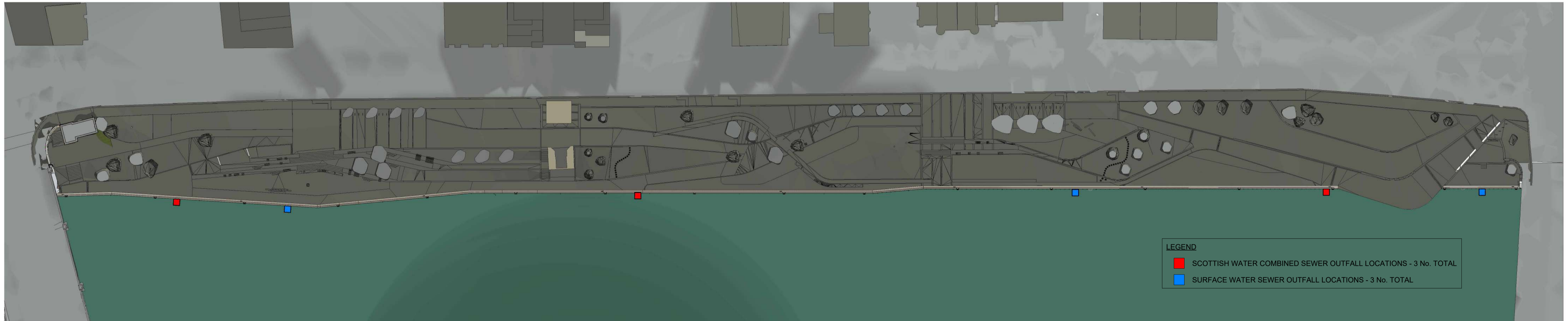


LEGEND
 ■ LIFE LADDER - 9 No. TOTAL
 ● LIFE RINGS - 9 No. TOTAL

1 Safety Equipment Layout
N.T.S.



LEGEND
 ■ SCOTTISH WATER COMBINED SEWER OUTFALL LOCATIONS - 3 No. TOTAL
 ■ SURFACE WATER SEWER OUTFALL LOCATIONS - 3 No. TOTAL

2 Site Drainage Layout
N.T.S.

NOTES

1. ALL DIMENSIONS IN MILLIMETRES UNLESS NOTED OTHERWISE.
2. ALL LEVELS ARE RELATIVE TO CHART DATUM (CD) UNLESS NOTED OTHERWISE.
3. THIS DRAWING IS TO BE READ IN CONJUNCTION WITH ALL RELEVANT ENGINEER AND SPECIALIST DRAWINGS AND THE CONTRACT SPECIFICATION DOCUMENTS.

REFERENCE DOCUMENTS

- CHQCP-AHL-SW-XX-DR-J-910060 - EXISTING SITE GA
- CHQCP-AHL-SW-XX-DR-J-910061 - PROPOSED SITE GA
- CHQCP-AHL-SW-XX-DR-J-910062 - PROPOSED WALL SECTIONS
- CHQCP-AHL-SW-XX-DR-J-910063 - TYPICAL BAY STUDY
- CHQCP-AHL-SW-XX-DR-J-910064 - SAFETY EQUIPMENT AND SITE DRAINAGE LAYOUTS
- CHQCP-AHL-SW-XX-DR-J-910065 - QUAY WALL LIFE LADDERS
- CHQCP-AHL-SW-XX-DR-J-910066 - AREA AROUND SUSPENSION BRIDGE GA

P01	22.12.25	Issued for Marine Licence Application	AH	TR
REV	DATE	REVISION	DRN	VER

THIS DRAWING IS COPYRIGHT © DO NOT SCALE FROM THIS DRAWING.



Civil Engineers
Structural Engineers
Principal Designers
Architects
Geotechnical Services
Environmental Services


142 St. Vincent Street, Glasgow G2 5LA.
Tel : 0141 227 3060 - Fax : 0141 248 9542.
www.arch-henderson.co.uk - email : glasgow@arch-henderson.co.uk

Offices in : Aberdeen, Dundee, Falkland Islands, Glasgow, Inverness, Lerwick, Southampton, Stromness and Thurso

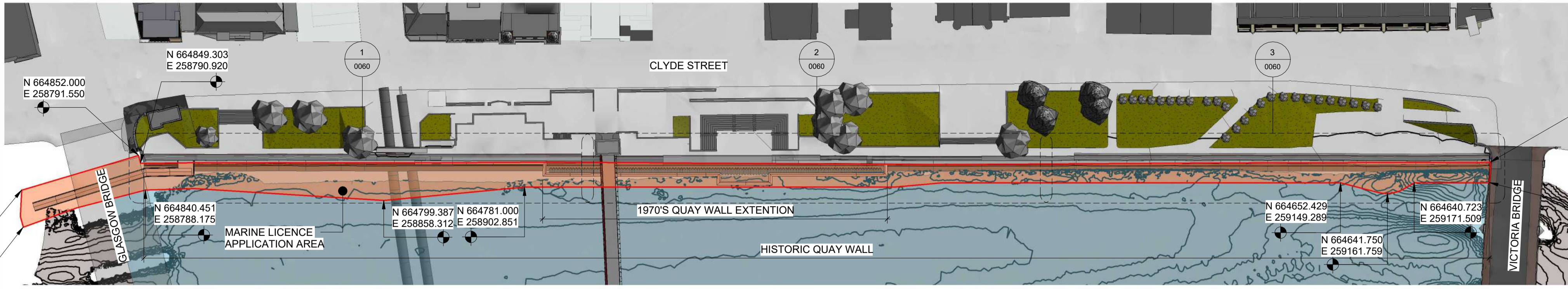
PROJECT :
Glasgow City Council
Custom House Quay & Carlton Place

TITLE :
Marine Licence - Custom House Quay
Safety Equipment & Site Drainage Layout

DRAWN : AH	DATE : 10.11.2025	VERIFIED : AO	APPROVED : TR
SCALE : (A1) As indicated		DRAWING STATUS : S2	
DRAWING NO : CHQCP-AHL-CH-XX-DR-J-910064			REV : P01



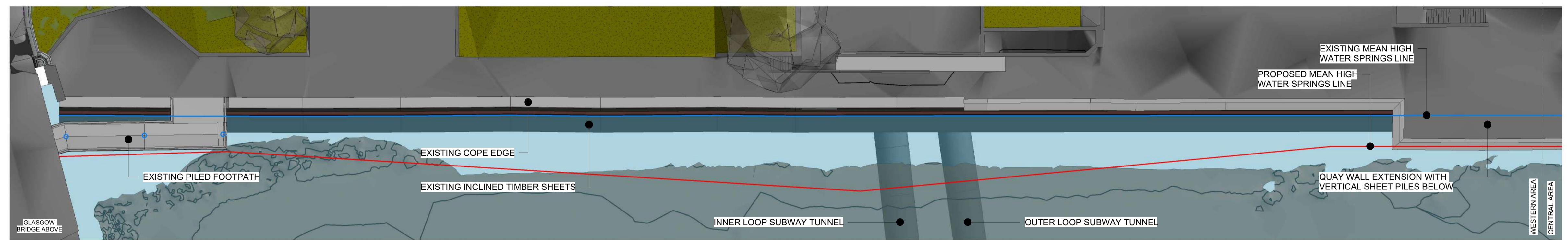
GROUND PROFILE AND SEABED PROFILE TAKEN FROM RESPECTIVE TOPOGRAPHIC AND BATHYMETRIC SURVEYS



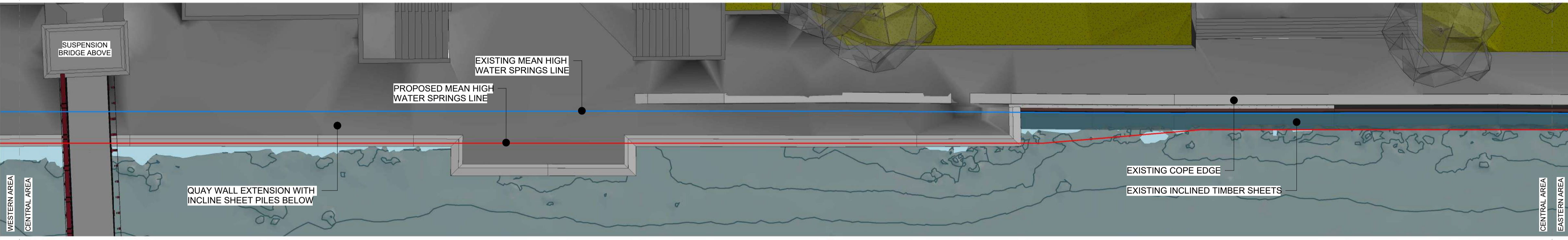
- NOTES**
1. ALL DIMENSIONS IN MILLIMETRES UNLESS NOTED OTHERWISE.
 2. ALL LEVELS ARE RELATIVE TO CHART DATUM (CD) UNLESS NOTED OTHERWISE.
 3. THIS DRAWING IS TO BE READ IN CONJUNCTION WITH ALL RELEVANT ENGINEER AND SPECIALIST DRAWINGS AND THE CONTRACT SPECIFICATION DOCUMENTS.

- REFERENCE DOCUMENTS**
- CHQCP-AHL-SW-XX-DR-J-910060 - EXISTING SITE GA
 - CHQCP-AHL-SW-XX-DR-J-910061 - PROPOSED SITE GA
 - CHQCP-AHL-SW-XX-DR-J-910062 - PROPOSED WALL SECTIONS
 - CHQCP-AHL-SW-XX-DR-J-910063 - TYPICAL BAY STUDY
 - CHQCP-AHL-SW-XX-DR-J-910064 - SAFETY EQUIPMENT AND SITE DRAINAGE LAYOUTS
 - CHQCP-AHL-SW-XX-DR-J-910065 - QUAY WALL LIFE LADDERS
 - CHQCP-AHL-SW-XX-DR-J-910066 - AREA AROUND SUSPENSION BRIDGE GA

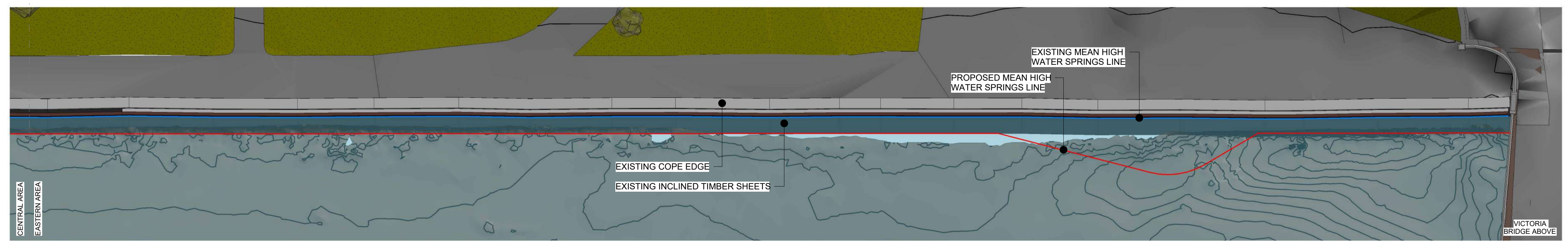
G General Arrangement
1 : 1000



1 Western Area
1 : 250



2 Central Area
1 : 250



3 Eastern Area
1 : 250

P01	22.12.25	Issued for Marine License Application	AH	TR
REV	DATE	REVISION	DRN	VER

THIS DRAWING IS COPYRIGHT . DO NOT SCALE FROM THIS DRAWING.



Civil Engineers
Structural Engineers
Principal Designers
Architects
Geotechnical Services
Environmental Services

142 St. Vincent Street, Glasgow G2 5LA.
Tel : 0141 227 3060 - Fax : 0141 248 9542.
www.arch-henderson.co.uk - email : glasgow@arch-henderson.co.uk

Offices in : Aberdeen, Dundee, Falkland Islands, Glasgow, Inverness, Lerwick, Southampton, Stromness and Thurso

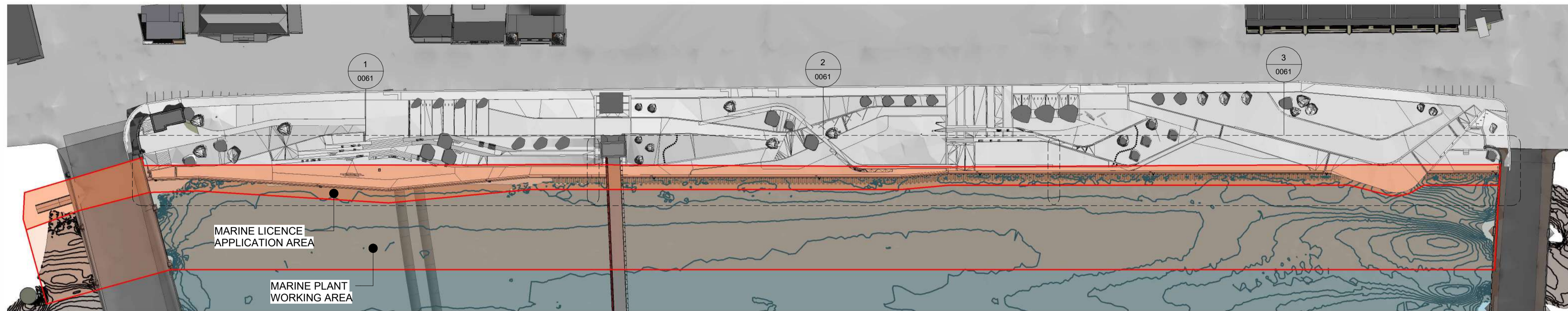

PROJECT :
Glasgow City Council
Custom House Quay & Carlton Place

TITLE :
Marine Licence - Custom House Quay
Existing Site General Arrangement

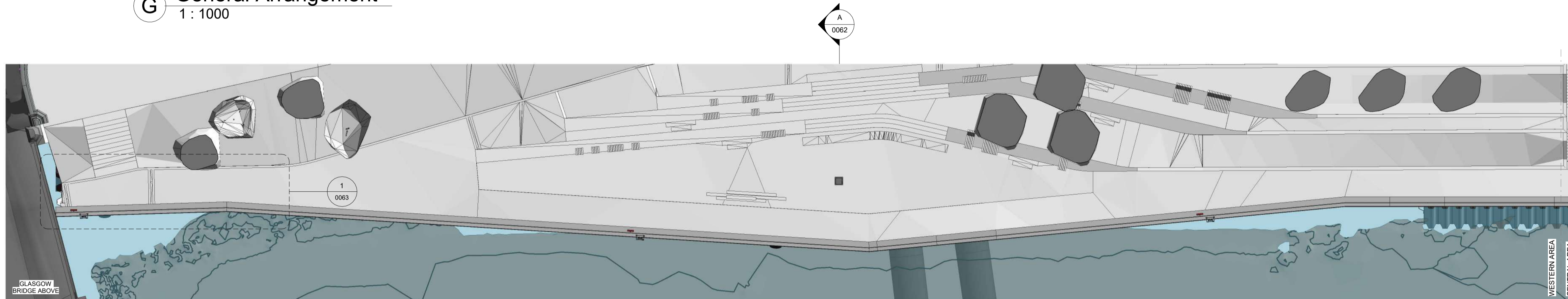
DRAWN :	DATE :	VERIFIED :	APPROVED :
AH	10.11.2025	AO	TR

SCALE : (A1)	DRAWING STATUS :
As indicated	S2

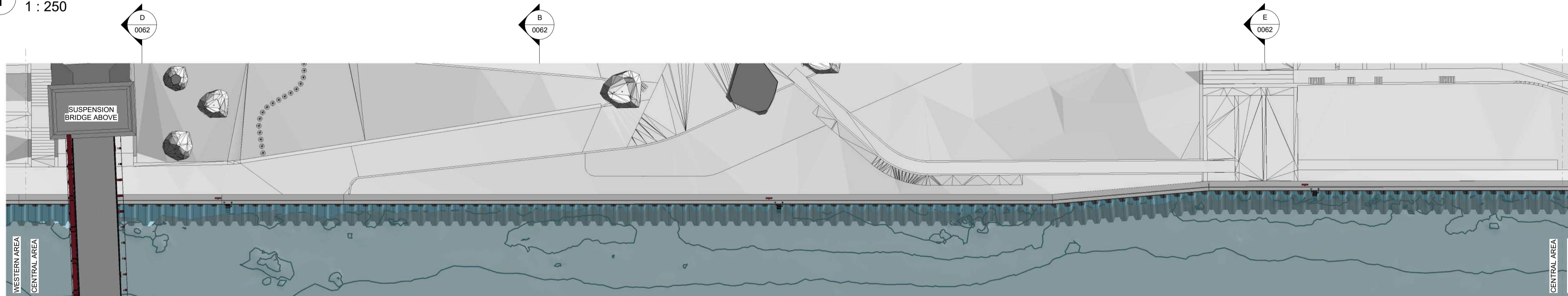
DRAWING NO :	REV :
CHQCP-AHL-CH-XX-DR-J-910060	P01



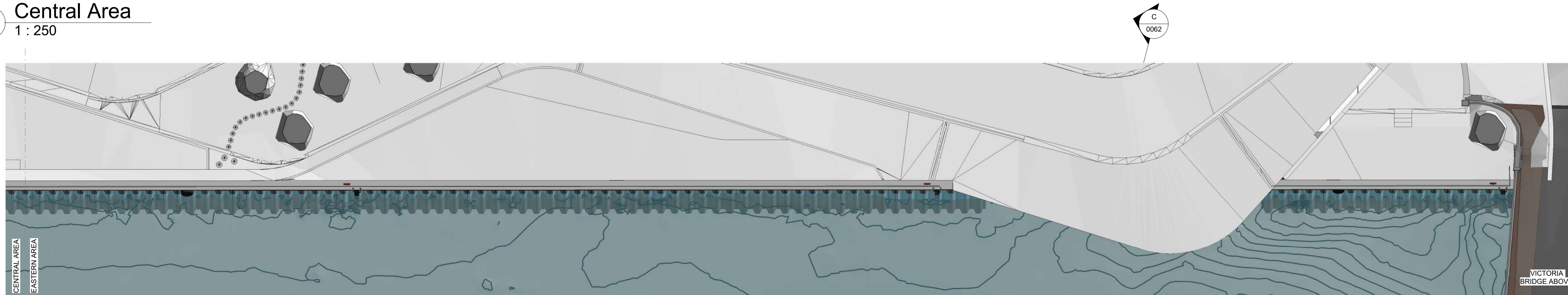
G General Arrangement
1 : 1000



1 Western Area
1 : 250



2 Central Area
1 : 250

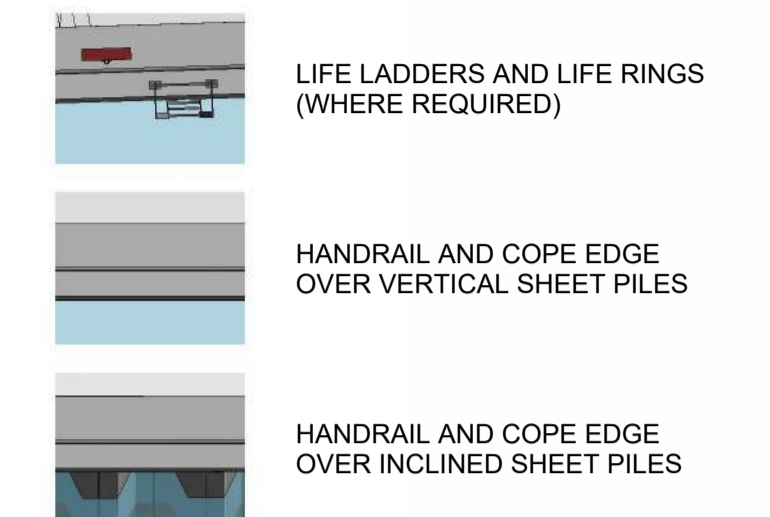


3 Eastern Area
1 : 250

NOTES

1. ALL DIMENSIONS IN MILLIMETRES UNLESS NOTED OTHERWISE.
2. ALL LEVELS ARE RELATIVE TO CHART DATUM (CD) UNLESS NOTED OTHERWISE.
3. THIS DRAWING IS TO BE READ IN CONJUNCTION WITH ALL RELEVANT ENGINEER AND SPECIALIST DRAWINGS AND THE CONTRACT SPECIFICATION DOCUMENTS.

LEGEND



REFERENCE DOCUMENTS

- CHQCP-AHL-SW-XX-DR-J-910060 - EXISTING SITE GA
- CHQCP-AHL-SW-XX-DR-J-910061 - PROPOSED SITE GA
- CHQCP-AHL-SW-XX-DR-J-910062 - PROPOSED WALL SECTIONS
- CHQCP-AHL-SW-XX-DR-J-910063 - TYPICAL BAY STUDY
- CHQCP-AHL-SW-XX-DR-J-910064 - SAFETY EQUIPMENT AND SITE DRAINAGE LAYOUTS
- CHQCP-AHL-SW-XX-DR-J-910065 - QUAY WALL LIFE LADDERS
- CHQCP-AHL-SW-XX-DR-J-910066 - AREA AROUND SUSPENSION BRIDGE GA

P01	22.12.25	Issued for Marine License Application	AH	TR
REV	DATE	REVISION	DRN	VER

THIS DRAWING IS COPYRIGHT © DO NOT SCALE FROM THIS DRAWING.



Civil Engineers
Structural Engineers
Principal Designers
Architects
Geotechnical Services
Environmental Services

142 St. Vincent Street, Glasgow G2 5LA.
Tel : 0141 227 3060 - Fax : 0141 248 9542.
www.arch-henderson.co.uk - email : glasgow@arch-henderson.co.uk

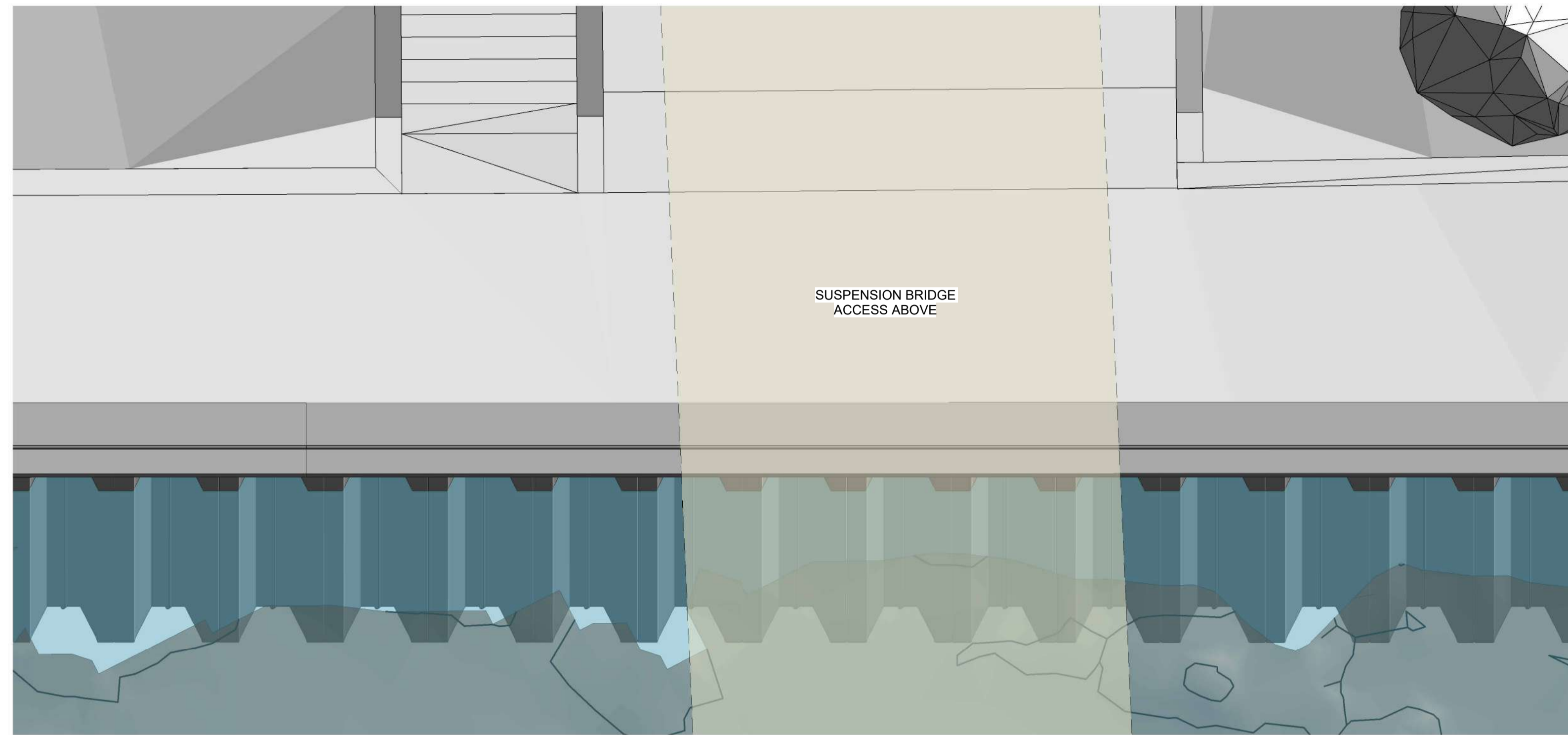

Offices in : Aberdeen, Dundee, Falkland Islands, Glasgow, Inverness, Lerwick, Southampton, Stromness and Thurso

PROJECT :
Glasgow City Council
Custom House Quay & Carlton Place

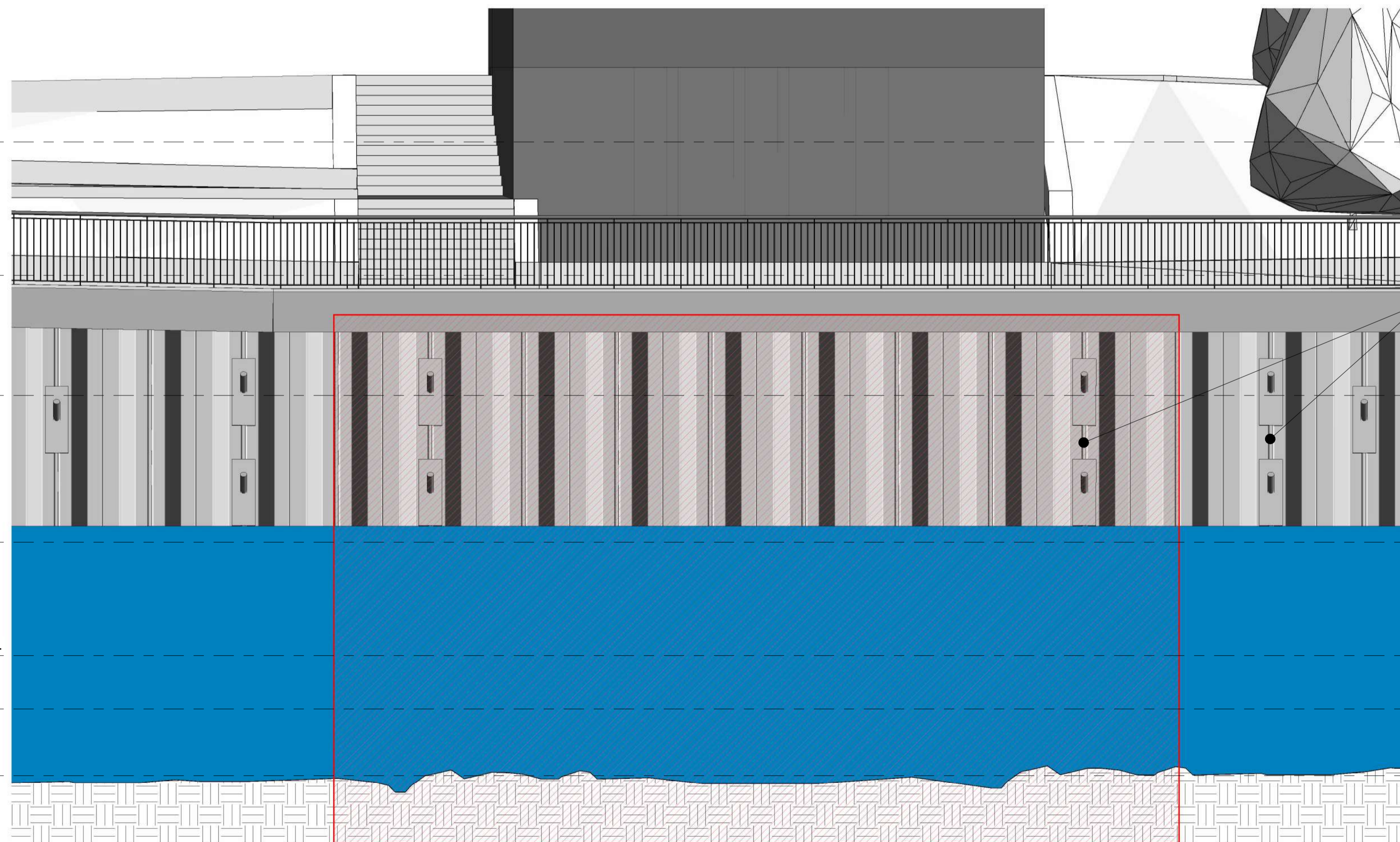
TITLE :
Marine Licence - Custom House Quay
Proposed Site General Arrangement

DRAWN : AH	DATE : 10.11.2025	VERIFIED : AO	APPROVED : TR
SCALE : (A1) As indicated		DRAWING STATUS : S2	
DRAWING NO : CHQCP-AHL-CH-XX-DR-J-910061			REV : P01

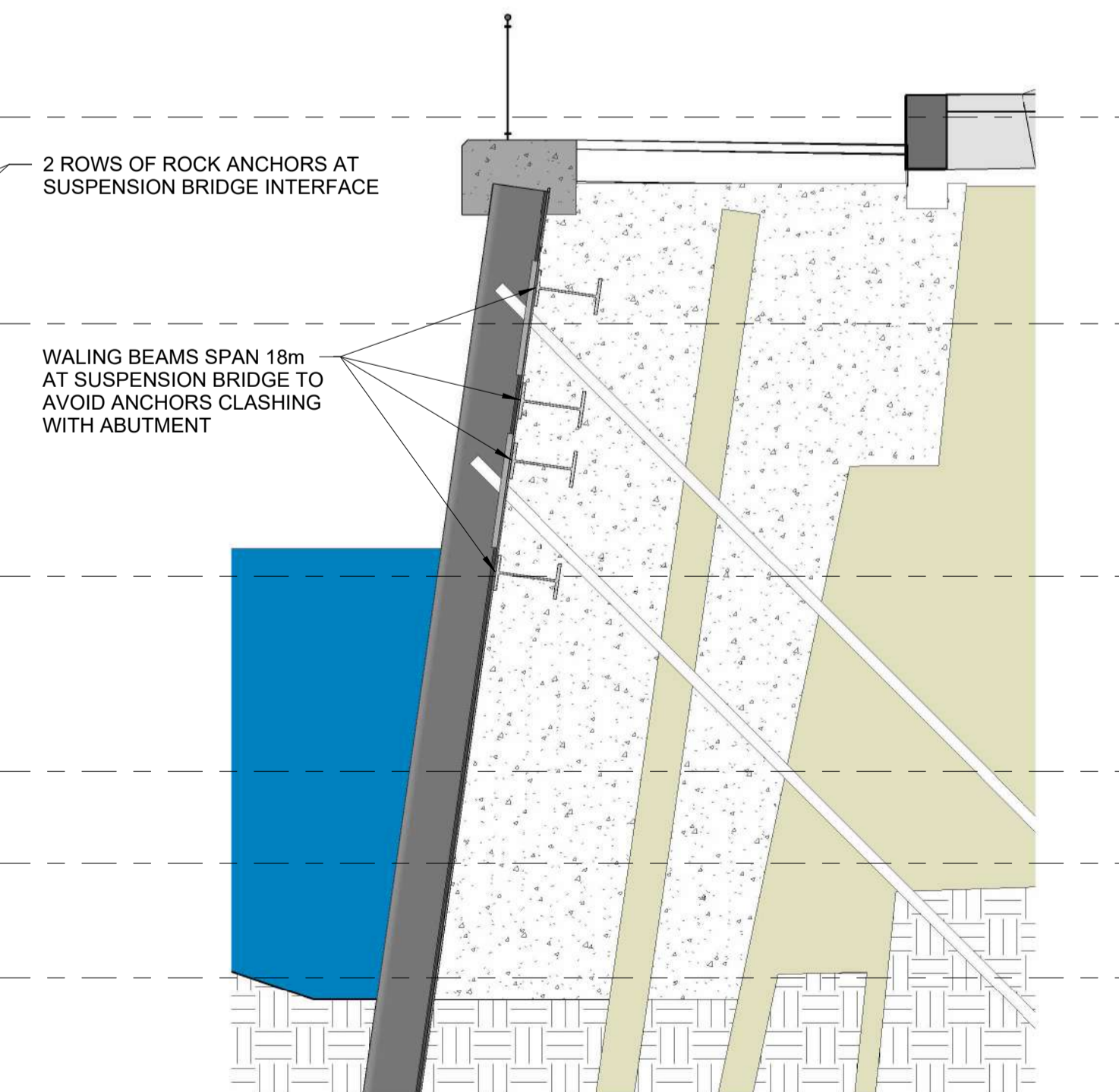
3
0066



1 **Layout**
1:50



2 **Elevation**
1:50




3 **Section**
1:50

NOTES

1. ALL DIMENSIONS IN MILLIMETRES UNLESS NOTED OTHERWISE.
2. ALL LEVELS ARE RELATIVE TO CHART DATUM (CD) UNLESS NOTED OTHERWISE.
3. THIS DRAWING IS TO BE READ IN CONJUNCTION WITH ALL RELEVANT ENGINEER AND SPECIALIST DRAWINGS AND THE CONTRACT SPECIFICATION DOCUMENTS.

LEGEND



SHEET PILES AT SUSPENSION BRIDGE WILL REQUIRE SPECIFIC INSTALLATION METHODOLOGY IN ORDER TO AVOID BRIDGE DURING INSTALLATION. IN-SITU HORIZONTAL WELDING MAY BE REQUIRED.

REFERENCE DOCUMENTS

- CHQCP-AHL-SW-XX-DR-J-910060 - EXISTING SITE GA
- CHQCP-AHL-SW-XX-DR-J-910061 - PROPOSED SITE GA
- CHQCP-AHL-SW-XX-DR-J-910062 - PROPOSED WALL SECTIONS
- CHQCP-AHL-SW-XX-DR-J-910063 - TYPICAL BAY STUDY
- CHQCP-AHL-SW-XX-DR-J-910064 - SAFETY EQUIPMENT AND SITE DRAINAGE LAYOUTS
- CHQCP-AHL-SW-XX-DR-J-910065 - QUAY WALL LIFE LADDERS
- CHQCP-AHL-SW-XX-DR-J-910066 - AREA AROUND SUSPENSION BRIDGE GA

P01	22.12.25	Issued for Marine Licence Application	AH	TR
REV	DATE	REVISION	DRN	VER

THIS DRAWING IS COPYRIGHT © DO NOT SCALE FROM THIS DRAWING.



Civil Engineers
Structural Engineers
Principal Designers
Architects
Geotechnical Services
Environmental Services

142 St. Vincent Street, Glasgow G2 5LA.
Tel : 0141 227 3060 - Fax : 0141 248 9542.
www.arch-henderson.co.uk - email : glasgow@arch-henderson.co.uk

Offices in : Aberdeen, Dundee, Falkland Islands, Glasgow, Inverness, Lerwick, Southampton, Stromness and Thurso

PROJECT :
Glasgow City Council
Custom House Quay & Carlton Place

TITLE :
Marine Licence - Custom House Quay
Area Below Suspension Bridge General Arrangement

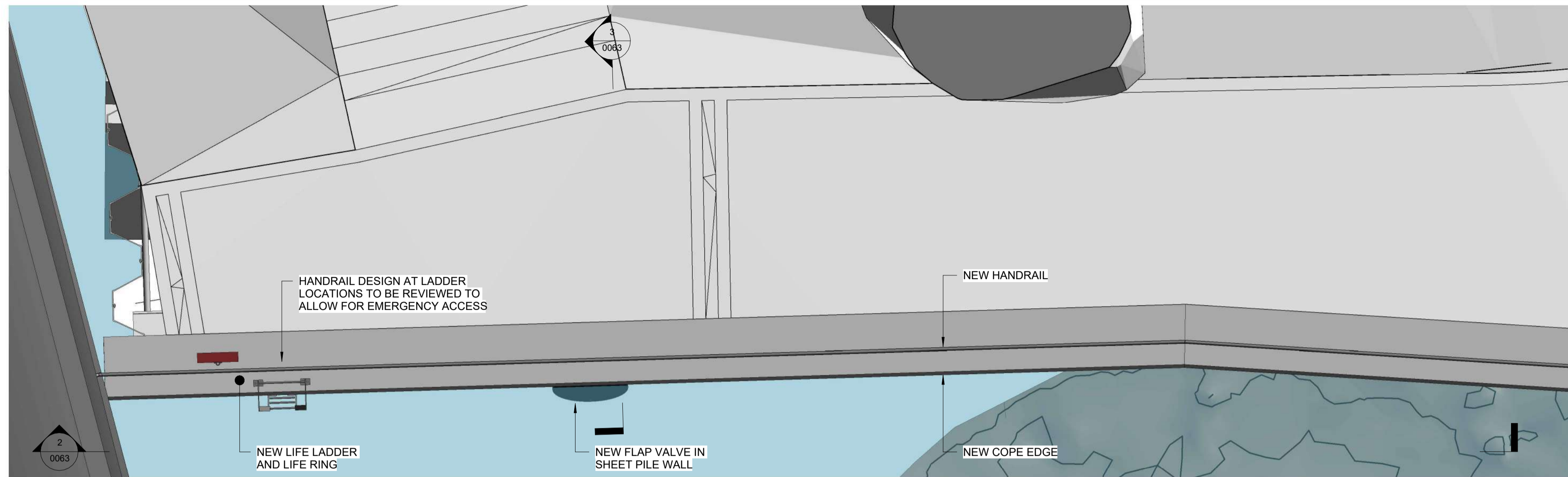
DRAWN : AH	DATE : 10.11.2025	VERIFIED : AO	APPROVED : TR
SCALE : (A1) As indicated		DRAWING STATUS : S2	
DRAWING NO : CHQCP-AHL-CH-XX-DR-J-910066			REV : P01

NOTES

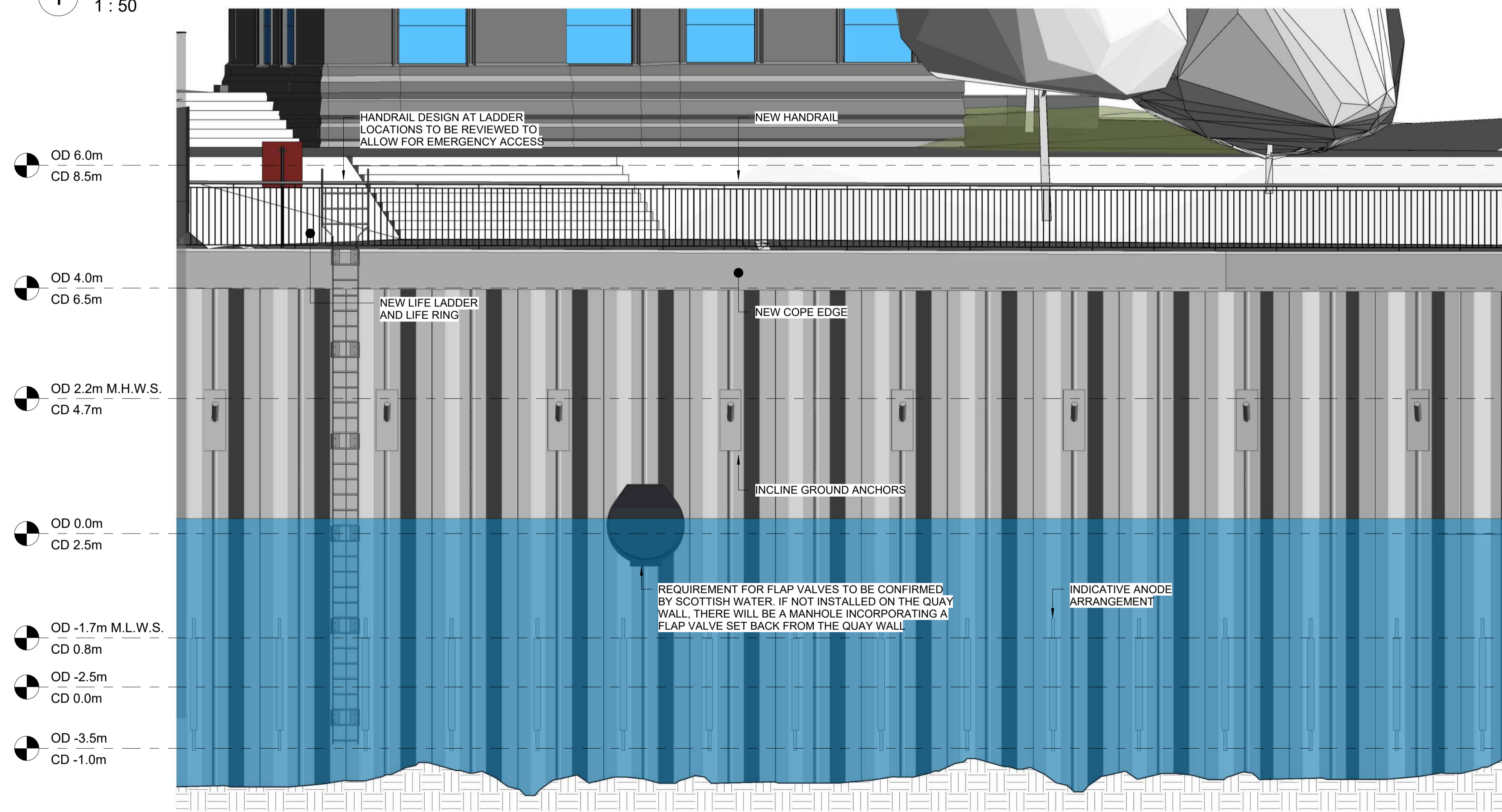
1. ALL DIMENSIONS IN MILLIMETRES UNLESS NOTED OTHERWISE.
2. ALL LEVELS ARE RELATIVE TO CHART DATUM (CD) UNLESS NOTED OTHERWISE.
3. THIS DRAWING IS TO BE READ IN CONJUNCTION WITH ALL RELEVANT ENGINEER AND SPECIALIST DRAWINGS AND THE CONTRACT SPECIFICATION DOCUMENTS.
4. ANODES SHOWN INDICATIVELY ONLY.

REFERENCE DOCUMENTS

- CHQCP-AHL-SW-XX-DR-J-910060 - EXISTING SITE GA
- CHQCP-AHL-SW-XX-DR-J-910061 - PROPOSED SITE GA
- CHQCP-AHL-SW-XX-DR-J-910062 - PROPOSED WALL SECTIONS
- CHQCP-AHL-SW-XX-DR-J-910063 - TYPICAL BAY STUDY
- CHQCP-AHL-SW-XX-DR-J-910064 - SAFETY EQUIPMENT AND SITE DRAINAGE LAYOUTS
- CHQCP-AHL-SW-XX-DR-J-910065 - QUAY WALL LIFE LADDERS
- CHQCP-AHL-SW-XX-DR-J-910066 - AREA AROUND SUSPENSION BRIDGE GA

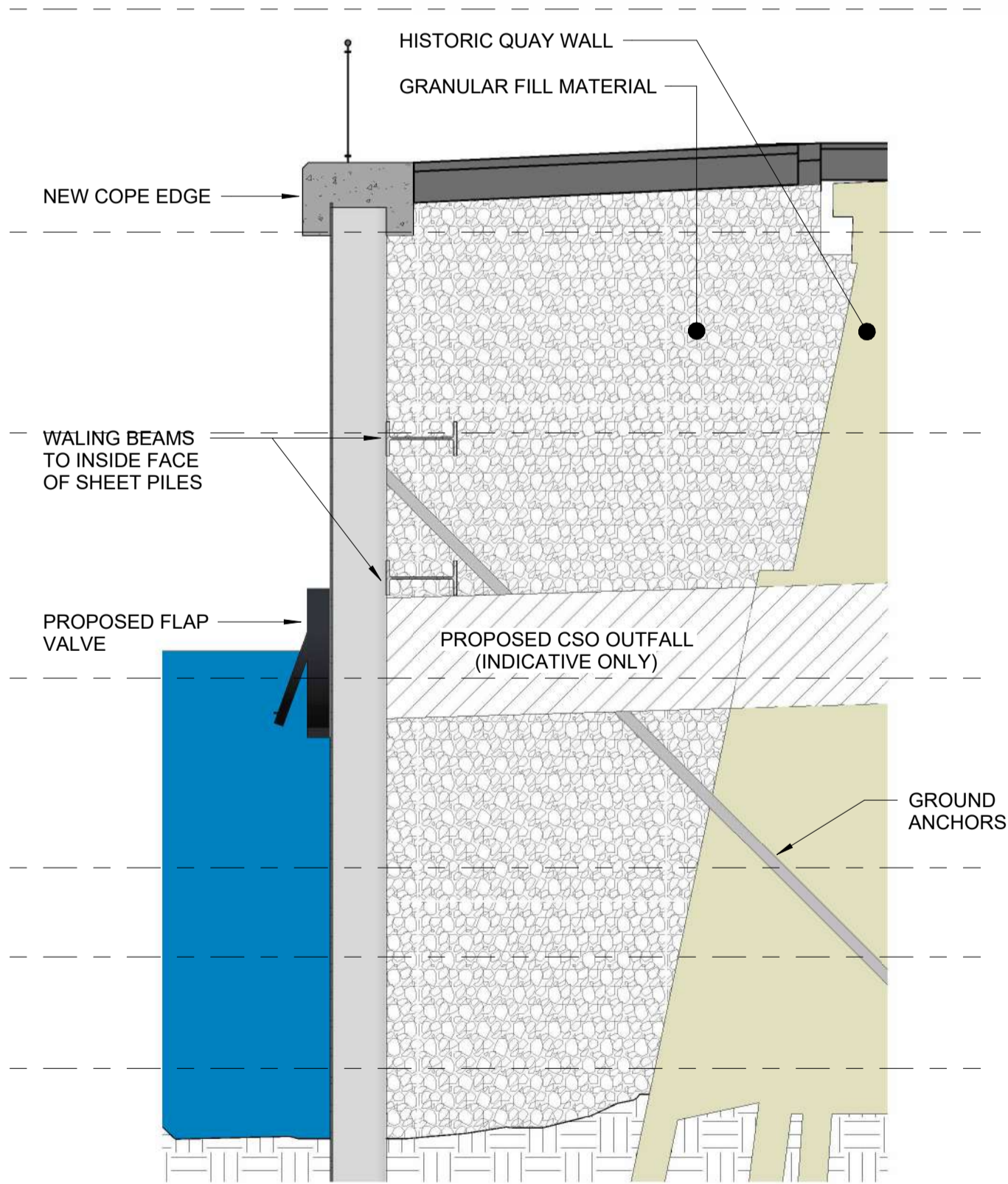


1 Layout
1 : 50



2 Elevation
1 : 50

NOTE
POSITION OF SCOTTISH WATER PROPOSED CSO IS SHOWN FOR ILLUSTRATIVE PURPOSES ONLY.
FOR PROPOSED LOCATION REFER TO DRAWING CHQCP-AHL-CH-XX-DR-J-910063.



3 Section
1 : 50

P01	22.12.25	Issued for Marine Licence Application	AH	TR
REV	DATE	REVISION	DRN	VER

THIS DRAWING IS COPYRIGHT © DO NOT SCALE FROM THIS DRAWING.



Civil Engineers
Structural Engineers
Principal Designers
Architects
Geotechnical Services
Environmental Services

142 St. Vincent Street, Glasgow G2 5LA.
Tel : 0141 227 3060 - Fax : 0141 248 9542.
www.arch-henderson.co.uk - email : glasgow@arch-henderson.co.uk

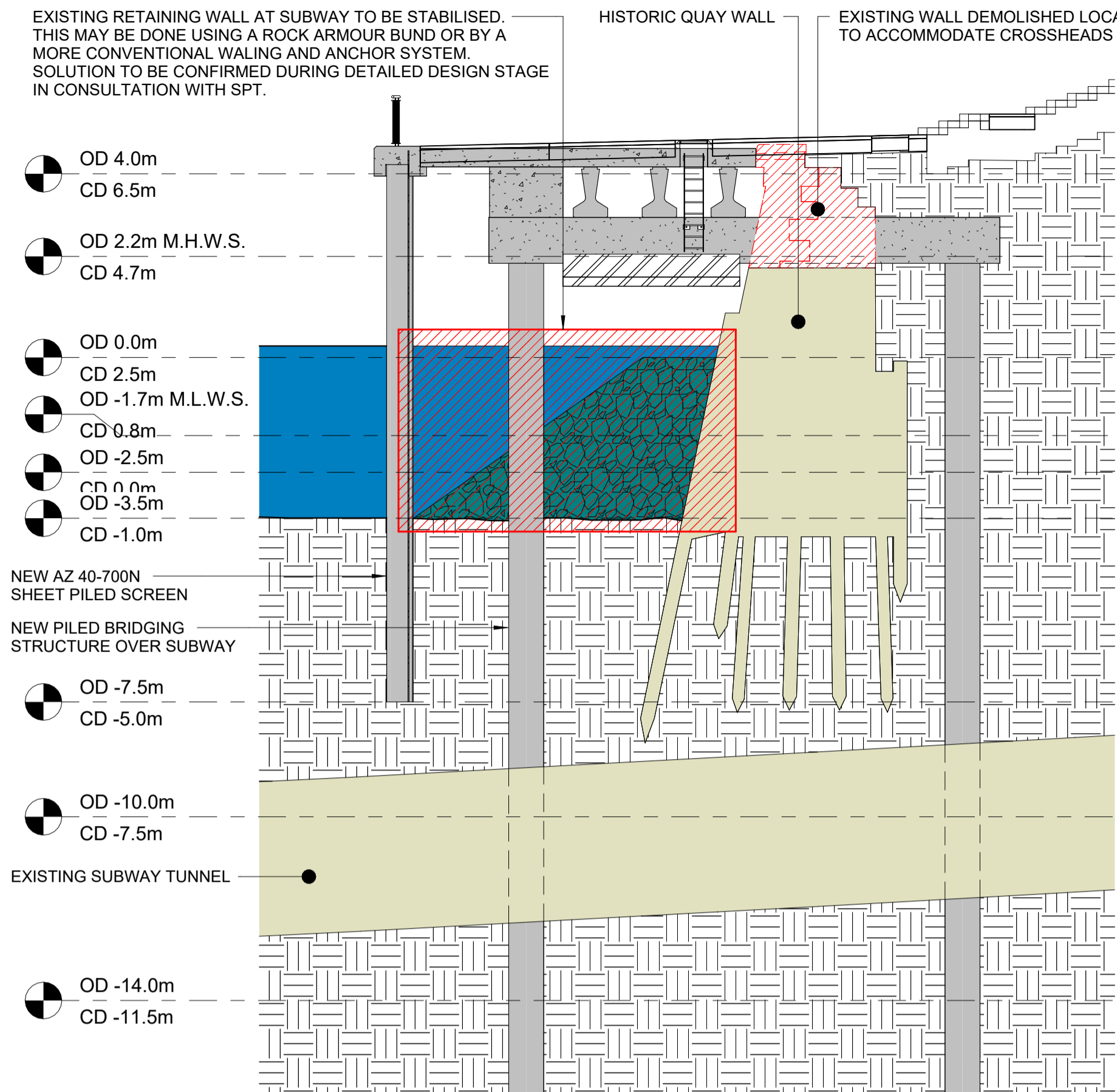
Offices in : Aberdeen, Dundee, Falkland Islands, Glasgow, Inverness, Lerwick, Southampton, Stromness and Thurso

PROJECT :
Glasgow City Council
Custom House Quay & Carlton Place

TITLE :
Marine Licence - Custom House Quay
Typical Bay Study

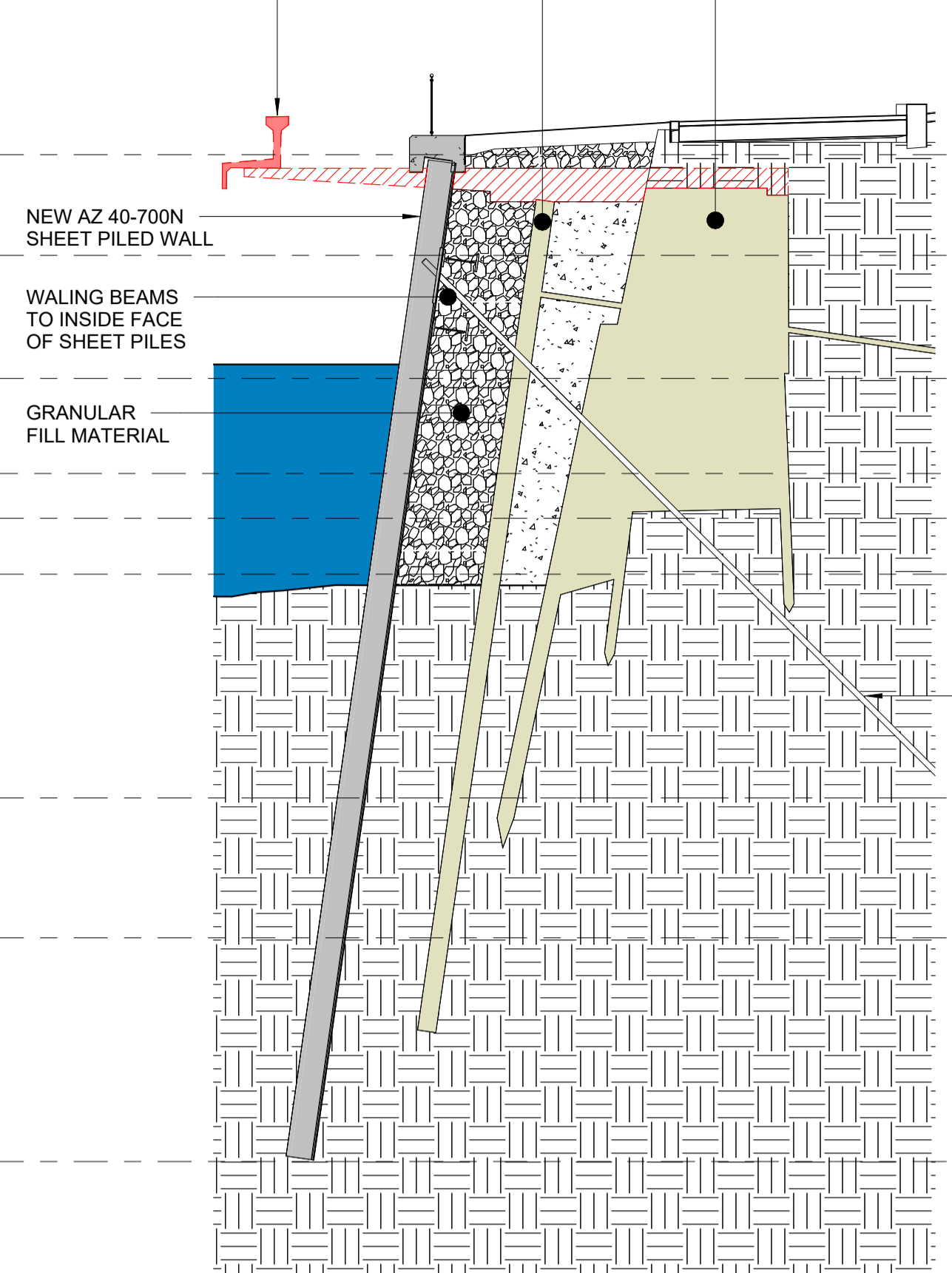
DRAWN : AH	DATE : 10.11.2025	VERIFIED : AO	APPROVED : TR
SCALE : (A1) As indicated		DRAWING STATUS : S2	
DRAWING NO : CHQCP-AHL-CH-XX-DR-J-910063			REV : P01

EXISTING RETAINING WALL AT SUBWAY TO BE STABILISED. THIS MAY BE DONE USING A ROCK ARMOUR BUND OR BY A MORE CONVENTIONAL WALING AND ANCHOR SYSTEM. SOLUTION TO BE CONFIRMED DURING DETAILED DESIGN STAGE IN CONSULTATION WITH SPT.



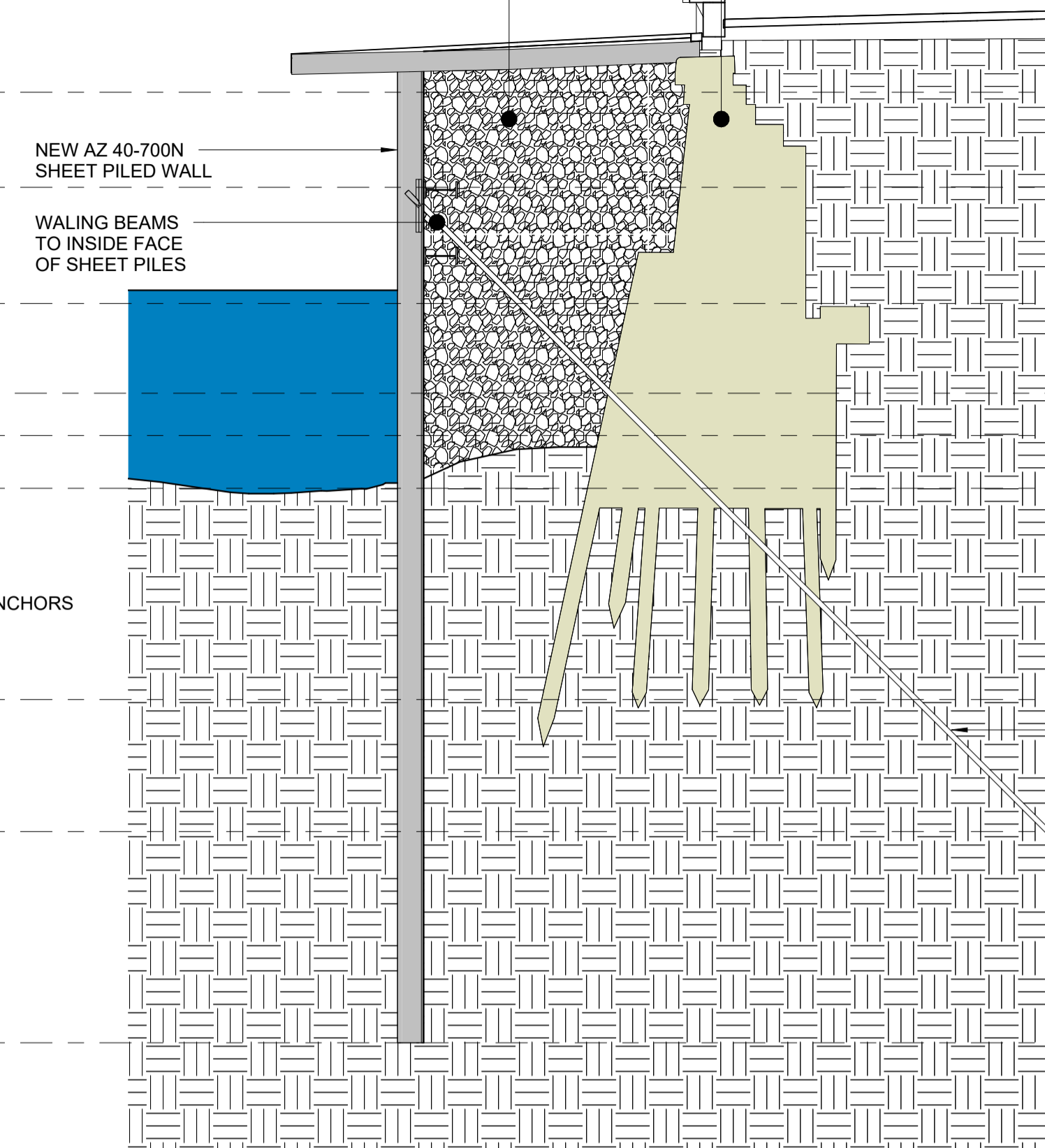
A Section A Through Subway Bridging Structure
1 : 100

EXISTING CANTILEVER TO BE DEMOLISHED
EXISTING QUAY WALL (1970'S SHEET PILES)
HISTORIC QUAY WALL



B Section B Typical Quay Wall Section
1 : 100

GRANULAR FILL MATERIAL
HISTORIC QUAY WALL



C Section C Through Eastern Cantilever
1 : 100

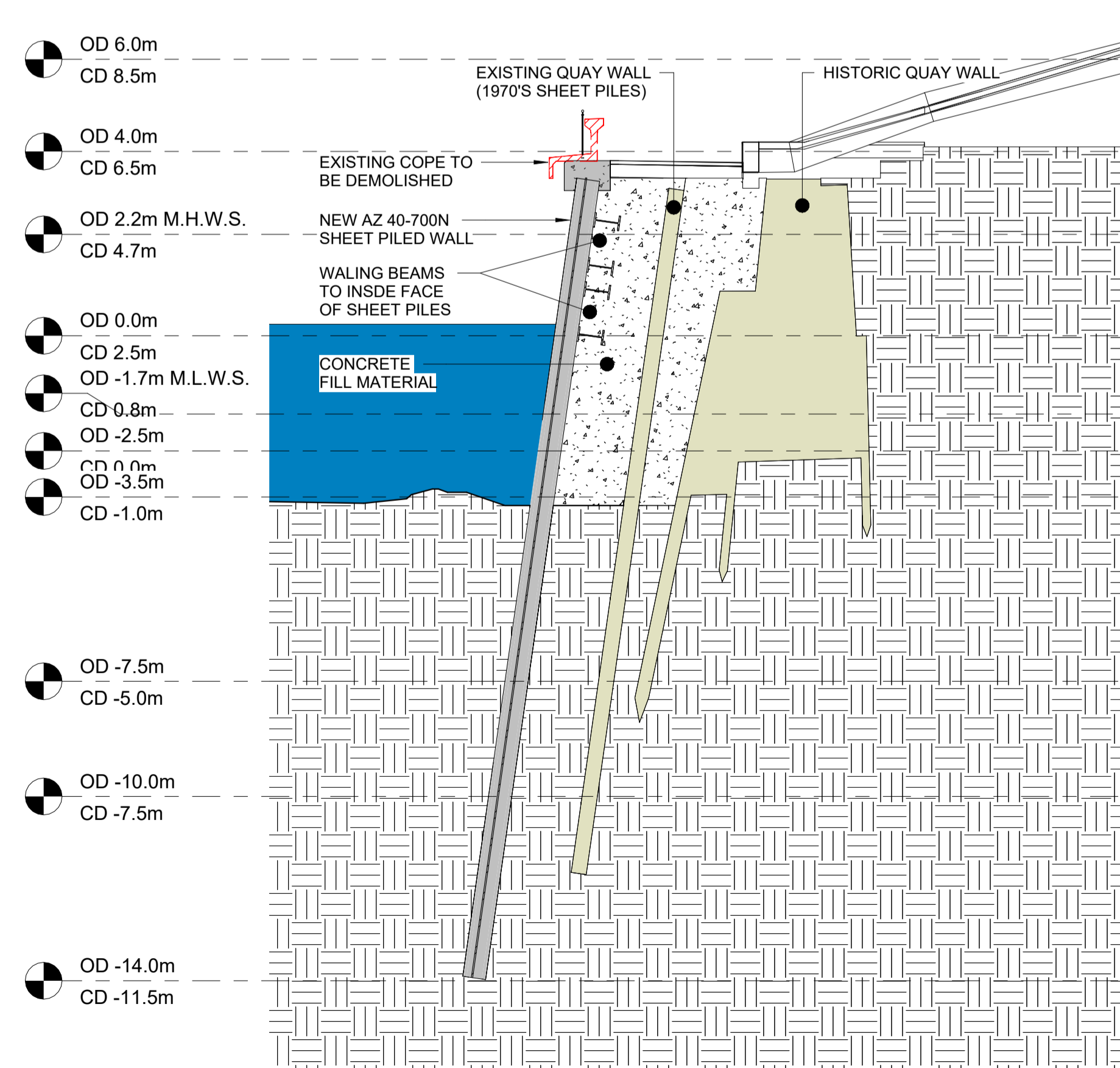
NOTES

1. ALL DIMENSIONS IN MILLIMETRES UNLESS NOTED OTHERWISE.
2. ALL LEVELS ARE RELATIVE TO CHART DATUM (CD) UNLESS NOTED OTHERWISE.
3. THIS DRAWING IS TO BE READ IN CONJUNCTION WITH ALL RELEVANT ENGINEER AND SPECIALIST DRAWINGS AND THE CONTRACT SPECIFICATION DOCUMENTS.

REFERENCE DOCUMENTS

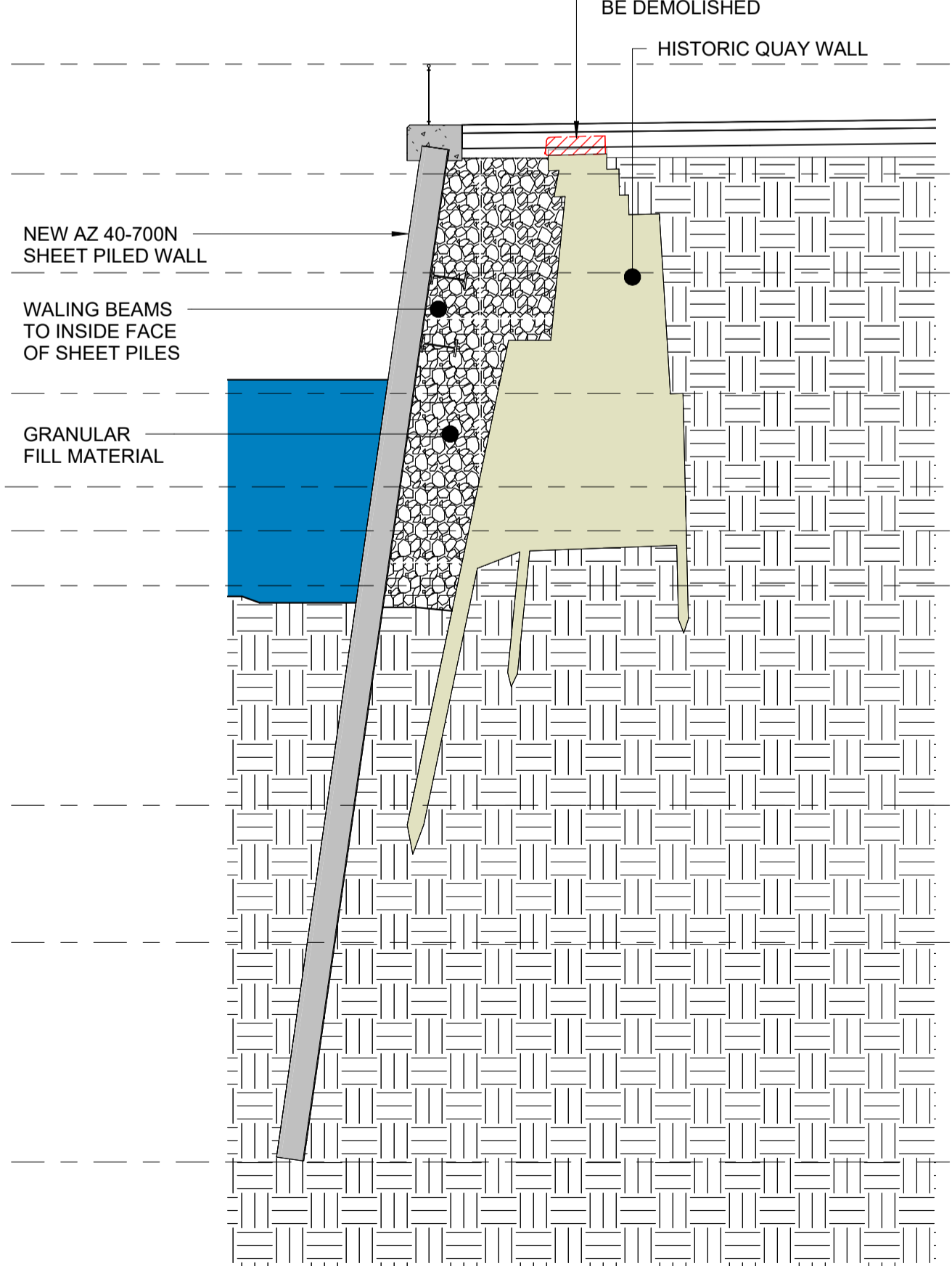
- CHQCP-AHL-SW-XX-DR-J-910060 - EXISTING SITE GA
- CHQCP-AHL-SW-XX-DR-J-910061 - PROPOSED SITE GA
- CHQCP-AHL-SW-XX-DR-J-910062 - PROPOSED WALL SECTIONS
- CHQCP-AHL-SW-XX-DR-J-910063 - TYPICAL BAY STUDY
- CHQCP-AHL-SW-XX-DR-J-910064 - SAFETY EQUIPMENT AND SITE DRAINAGE LAYOUTS
- CHQCP-AHL-SW-XX-DR-J-910065 - QUAY WALL LIFE LADDERS
- CHQCP-AHL-SW-XX-DR-J-910066 - AREA AROUND SUSPENSION BRIDGE GA

SUSPENSION BRIDGE ABOVE



D Section D Below Suspension Bridge
1 : 100

EXISTING COPE TO BE DEMOLISHED
HISTORIC QUAY WALL



E Section E Typical Section
1 : 100

P01	22.12.25	Issued for Marine Licence Application	AH	TR
REV	DATE	REVISION	DRN	VER

THIS DRAWING IS COPYRIGHT © DO NOT SCALE FROM THIS DRAWING.



Civil Engineers
Structural Engineers
Principal Designers
Architects
Geotechnical Services
Environmental Services

142 St. Vincent Street, Glasgow G2 5LA.
Tel : 0141 227 3060 - Fax : 0141 248 9542.
www.arch-henderson.co.uk - email : glasgow@arch-henderson.co.uk

Offices in : Aberdeen, Dundee, Falkland Islands, Glasgow, Inverness, Lerwick, Southampton, Stromness and Thurso

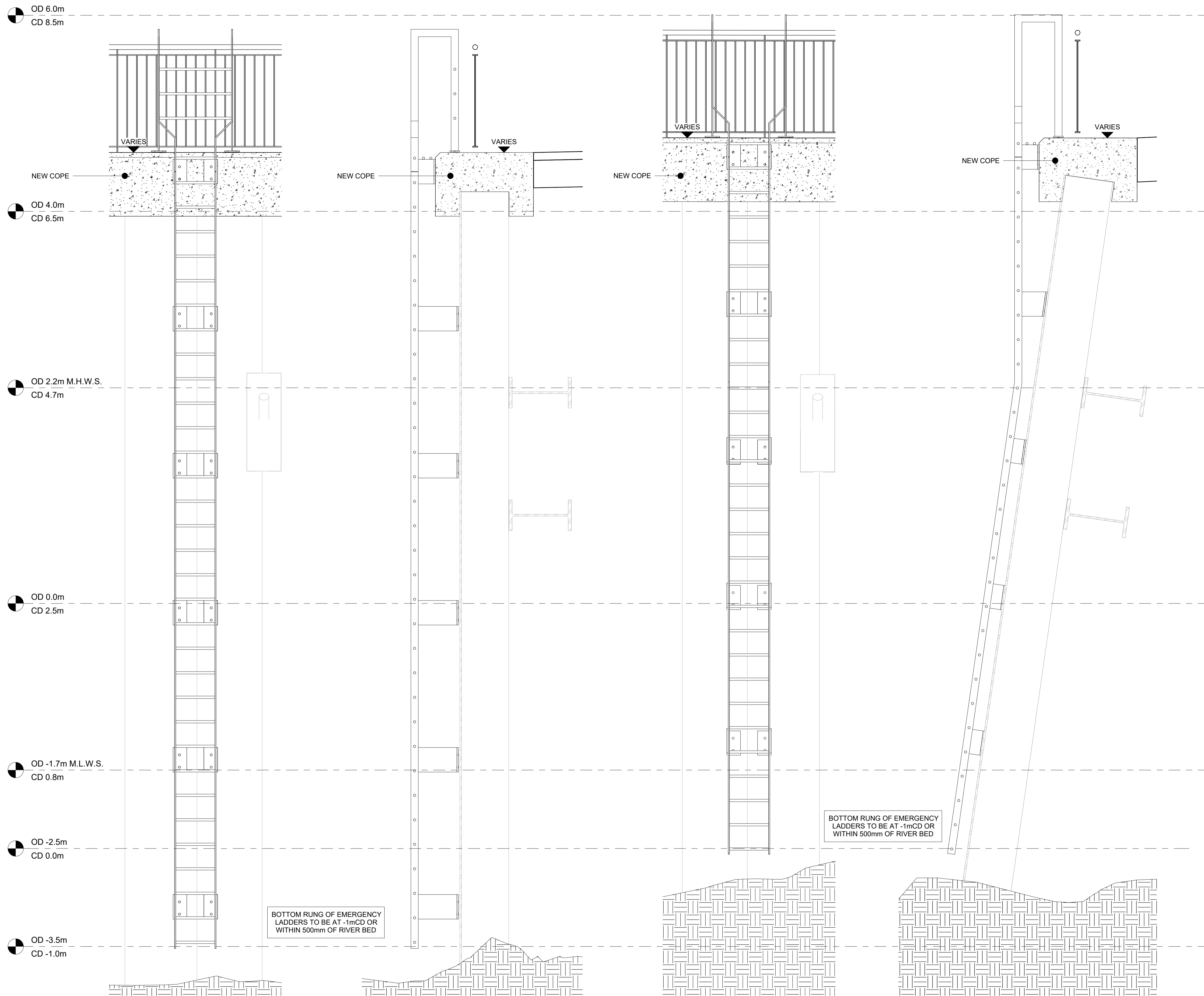
PROJECT :
Glasgow City Council
Custom House Quay & Carlton Place

TITLE :
Marine Licence - Custom House Quay
Proposed Wall Sections

DRAWN : AH	DATE : 10.11.2025	VERIFIED : AO	APPROVED : TR
---------------	----------------------	------------------	------------------

SCALE : (A1) As indicated	DRAWING STATUS : S2
------------------------------	------------------------

DRAWING NO : CHQCP-AHL-CH-XX-DR-J-910062	REV : P01
---	--------------



1A Type 1 Section A
1 : 20

1B Type 1 Section B
1 : 20

2A Type 2 Section A
1 : 20

2B Type 2 Section B
1 : 20

- NOTES**
1. ALL DIMENSIONS IN MILLIMETRES UNLESS NOTED OTHERWISE.
 2. ALL LEVELS ARE RELATIVE TO CHART DATUM (CD) UNLESS NOTED OTHERWISE.
 3. THIS DRAWING IS TO BE READ IN CONJUNCTION WITH ALL RELEVANT ENGINEER AND SPECIALIST DRAWINGS AND THE CONTRACT SPECIFICATION DOCUMENTS.

- REFERENCE DOCUMENTS**
- CHQCP-AHL-SW-XX-DR-J-910060 - EXISTING SITE GA
 - CHQCP-AHL-SW-XX-DR-J-910061 - PROPOSED SITE GA
 - CHQCP-AHL-SW-XX-DR-J-910062 - PROPOSED WALL SECTIONS
 - CHQCP-AHL-SW-XX-DR-J-910063 - TYPICAL BAY STUDY
 - CHQCP-AHL-SW-XX-DR-J-910064 - SAFETY EQUIPMENT AND SITE DRAINAGE LAYOUTS
 - CHQCP-AHL-SW-XX-DR-J-910065 - QUAY WALL LIFE LADDERS
 - CHQCP-AHL-SW-XX-DR-J-910066 - AREA AROUND SUSPENSION BRIDGE GA

P01	22.12.25	Issued for Marine Licence Application	AH	TR
REV	DATE	REVISION	DRN	VER

THIS DRAWING IS COPYRIGHT © DO NOT SCALE FROM THIS DRAWING.

Arch Henderson 1919

Civil Engineers
Structural Engineers
Principal Designers
Architects
Geotechnical Services
Environmental Services

142 St. Vincent Street, Glasgow G2 5LA.
Tel : 0141 227 3060 - Fax : 0141 248 9542.
www.arch-henderson.co.uk - email : glasgow@arch-henderson.co.uk

Offices in : Aberdeen, Dundee, Falkland Islands, Glasgow, Inverness, Lerwick, Southampton, Stromness and Thurso

PROJECT :
Glasgow City Council
Custom House Quay & Carlton Place

TITLE :
Marine Licence - Custom House Quay
Safety Equipment Details - Quay Wall Life Ladders

DRAWN : AH	DATE : 10.11.2025	VERIFIED : AO	APPROVED : TR
SCALE : (A1) As indicated		DRAWING STATUS : S2	

DRAWING NO : CHQCP-AHL-CH-XX-DR-J-910065	REV : P01
---	--------------