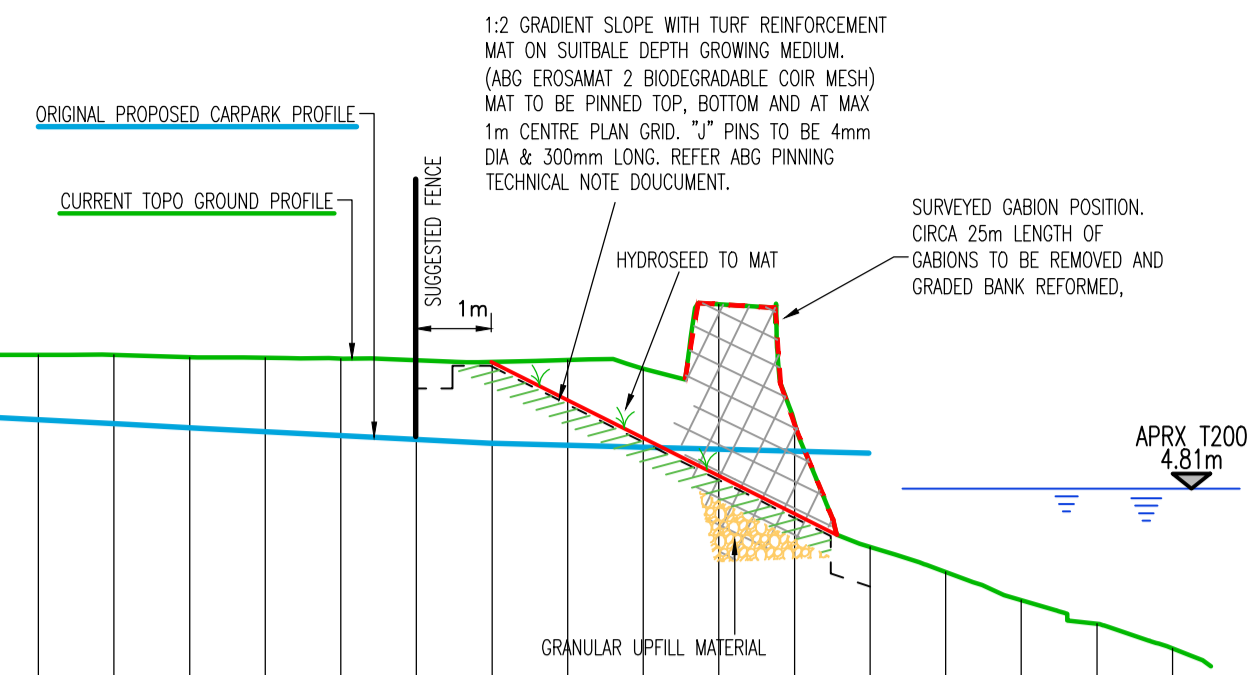
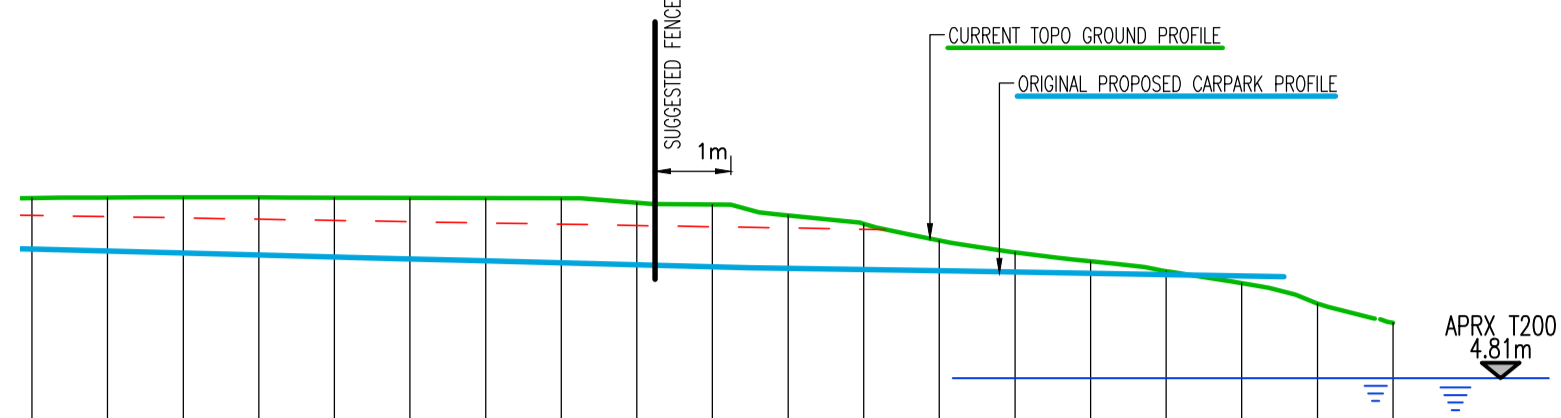


DO NOT SCALE



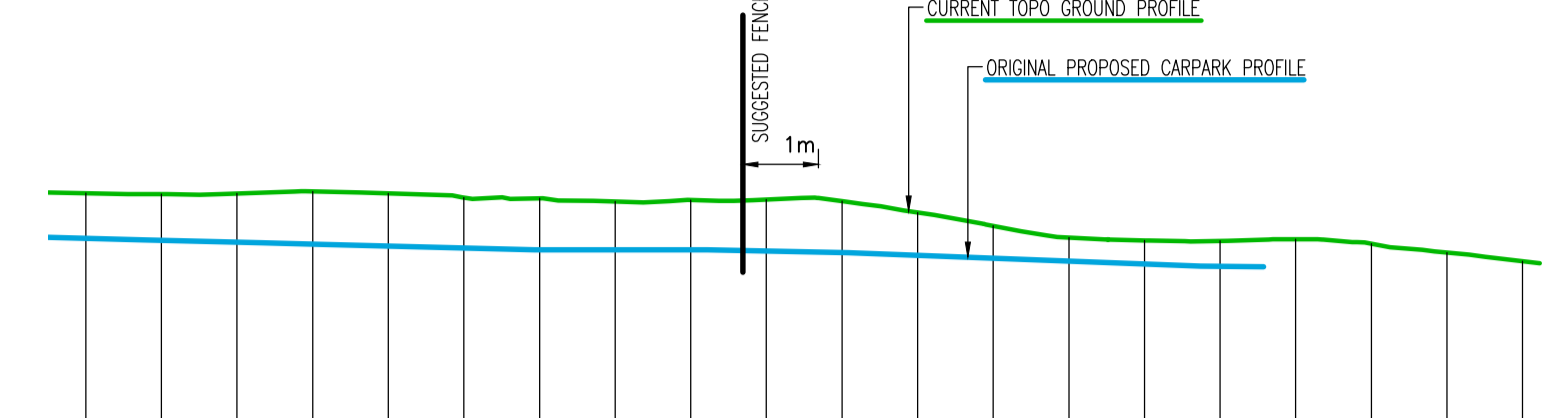
EXISTING LEVEL	EXISTING CHAINAGE	ORIGINAL PROP CAR PARK LEVEL
6.585	54.000	5.927
6.583	55.000	
6.580	56.000	5.823
6.579	57.000	
6.580	58.000	5.719
6.577	59.000	
6.546	60.000	5.615
6.542	61.000	
6.530	62.000	5.511
6.508	63.000	
6.484	64.000	5.408
6.511	65.000	
6.394	66.000	5.355
7.247	67.000	
5.684	68.000	5.304
4.037	69.000	5.293
3.708	70.000	
3.335	71.000	
3.022	72.000	
2.696	73.000	

SECTION 6-6



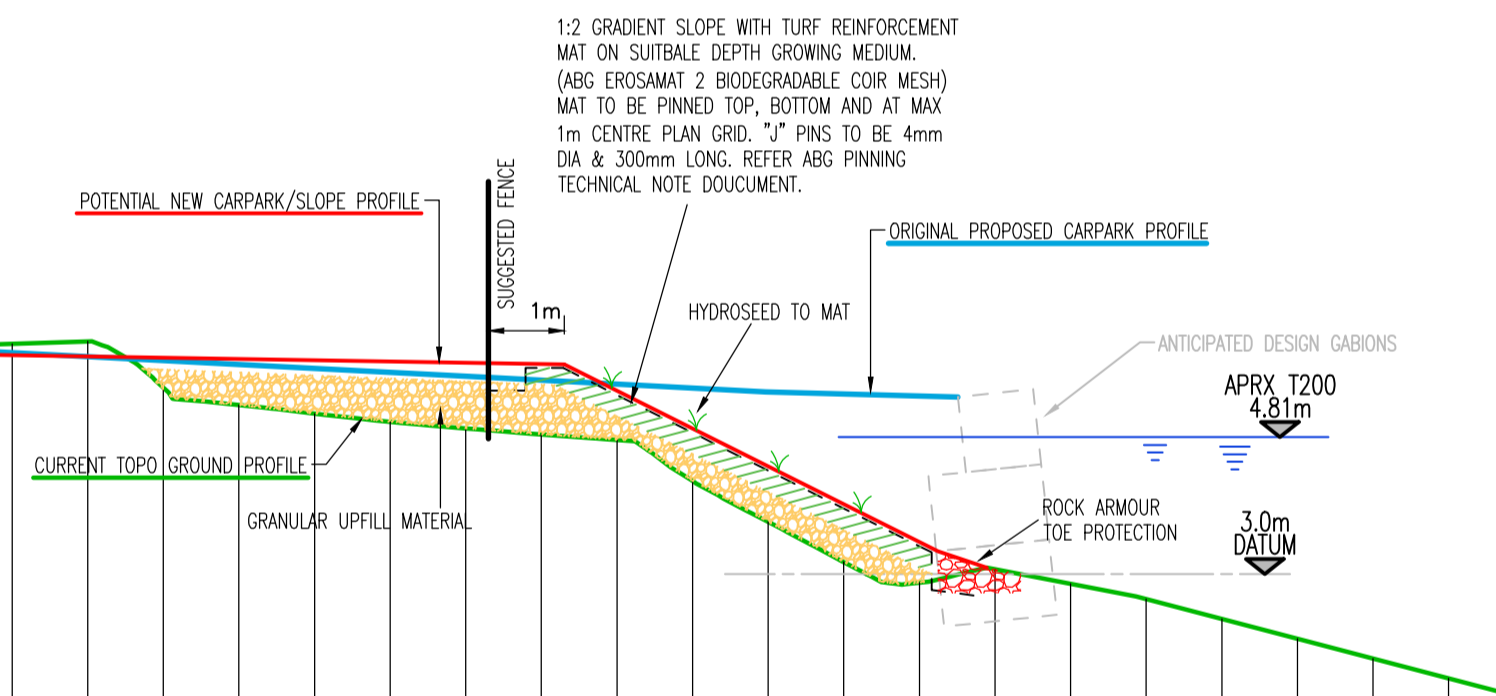
EXISTING LEVEL	EXISTING CHAINAGE	ORIGINAL PROP CAR PARK LEVEL
7.197	61.000	
7.200	62.000	6.463
7.200	63.000	
7.195	64.000	6.411
7.192	65.000	
7.189	66.000	6.360
7.186	67.000	
7.128	68.000	6.308
7.103	69.000	
6.961	70.000	6.261
6.848	71.000	
6.629	72.000	6.229
6.471	73.000	
6.354	74.000	6.195
6.222	75.000	
6.064	76.000	6.161
5.796	77.000	6.152
5.540	78.000	

SECTION 8-8




EXISTING LEVEL	EXISTING CHAINAGE	ORIGINAL PROP CAR PARK LEVEL
7.212	89.000	
7.200	90.000	6.590
7.208	91.000	
7.236	92.000	6.538
7.210	93.000	
7.153	94.000	6.489
7.145	95.000	
7.102	96.000	6.466
7.122	97.000	
7.128	98.000	6.449
7.106	99.000	
6.956	100.000	6.390
6.781	101.000	
6.627	102.000	6.314
6.586	103.000	
6.581	104.000	6.245
6.603	105.000	6.239
6.544	106.000	
6.426	107.000	
6.311	108.000	

SECTION 9-9



EXISTING LEVEL	EXISTING CHAINAGE	ORIGINAL PROP CAR PARK LEVEL
6.017	46.000	6.201
6.015	47.000	
6.015	48.000	6.172
6.016	49.000	
6.019	50.000	6.134
6.019	51.000	
6.010	52.000	6.031
6.012	53.000	
6.045	54.000	5.927
6.077	55.000	
5.465	56.000	5.823
5.234	57.000	
5.123	58.000	5.719
5.014	59.000	
4.926	60.000	5.615
4.847	61.000	
4.775	62.000	5.511
4.231	63.000	
3.690	64.000	5.408
3.159	65.000	
2.886	66.000	5.355
3.065	67.000	
2.873	68.000	
2.671	69.000	
2.409	70.000	
2.146	71.000	
1.883	72.000	
1.620	73.000	
1.357	74.000	

SECTION 5-5



EXISTING LEVEL	EXISTING CHAINAGE	ORIGINAL PROP CAR PARK LEVEL
7.102	57.000	
7.098	58.000	6.179
7.095	59.000	
7.097	60.000	6.127
7.104	61.000	
7.111	62.000	6.075
7.094	63.000	
7.052	64.000	6.024
7.011	65.000	
7.000	66.000	5.975
6.952	67.000	
6.903	68.000	5.932
6.458	69.000	
6.288	70.000	5.889
		5.852

SECTION 7-7

Description	Drawn	Checked	Approved	Date
A ADJUSTED TO REFLECT REVISED PROTECTION DETAIL	GM	EG	EG	Jan 23

Client

Project

INCHINNAN ROAD CAR PARK

Drawing Title

ENLARGED END SECTIONS OF PROPOSED RE-GRADING WORKS SHEET 2

**STRUER**  
 Struer Consulting Engineers Ltd  
 Moorpark House  
 Orton Place  
 Glasgow G51 2HF  
 Tel No. 0141 445 5621  
 Fax No. 0141 445 6011  
 Email: Struer@struer.co.uk

Drawn	Scale	Checked	Approved	Date
GM	1:100/100	EG	EG	Jan 23