



Argyll and Bute Council
 Planning and Regulatory
 Services

Application ref no: 13/01379/MFF
 Date received: 8/7/13
 Plan no: 10-9
 PO Initials: RK



ARGYLL AND BUTE COUNCIL
 This plan been APPROVED by the
 PLANNING AUTHORITY and MUST be read in
 conjunction with the Planning Conditions of
 the Consent No:
13/01379/MFF
 [Redacted Signature]
 Head of Planning and Regulatory Services
 Date: 21/3/14



Ordnance Survey © Crown Copyright 2013. All rights reserved. Licence number: 10003518. Plotted Scale: 1:25000



Application ref no: 13/01379/MFF
 Date received: 8/7/13
 Plan no: 2 of 9
 Initials: LK

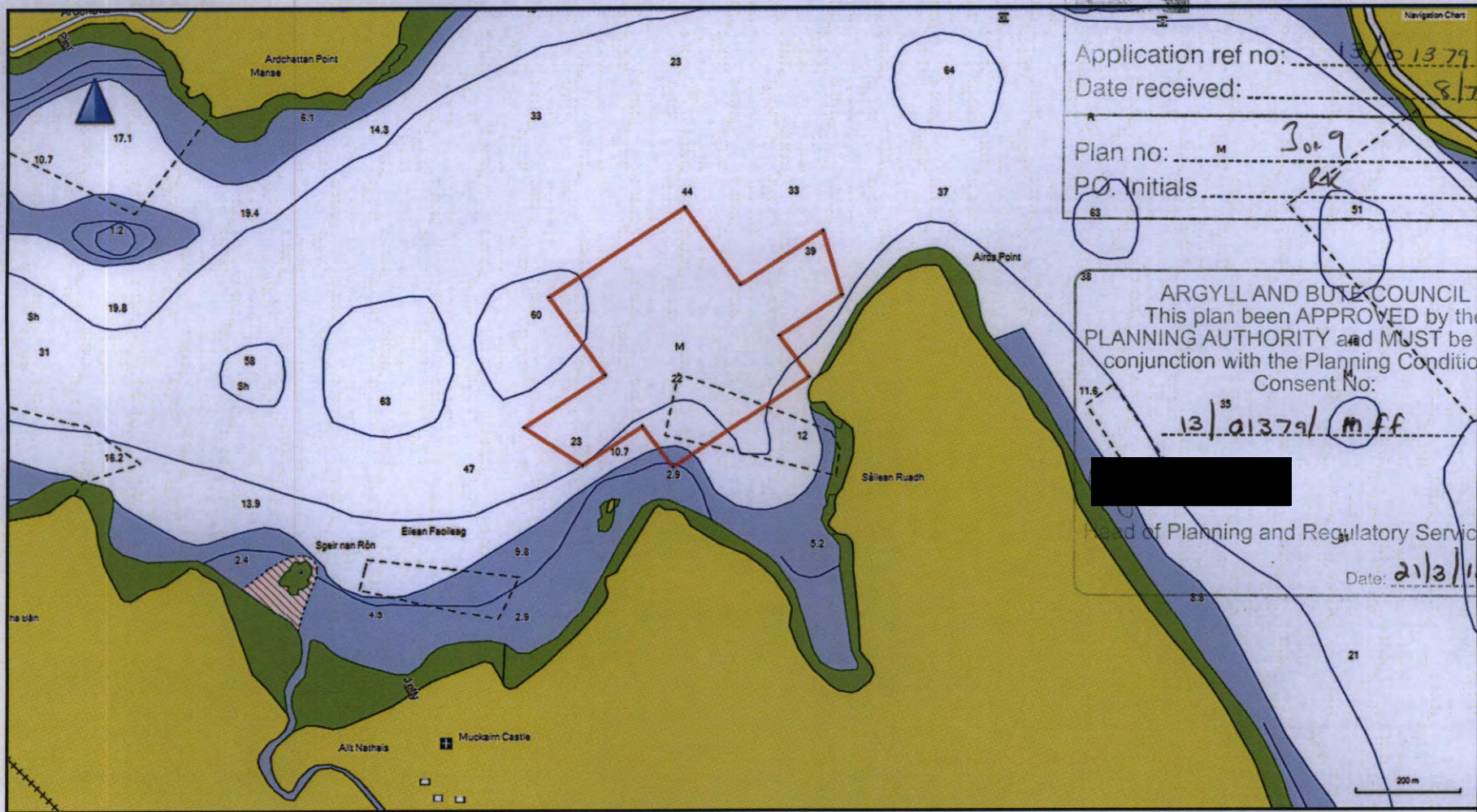
ARGYLL AND BUTE COUNCIL
 This plan has been APPROVED by the
 PLANNING AUTHORITY and MUST be read in
 conjunction with the Planning Conditions of
 Consent No:
 13/01379/mff
 Head of Planning and Regulatory Services
 Date: 21/8/14

Location Plan - Proposed Etive 6 Pens, Feed Barge & Moorings (Print this drawing at A4 to retain scale)

Date: 2 July 2013	Scale: 1:25000
Drawn by: Garret Macfarlane	Drawing No: DFE6/1

This Plan is part of the overall project
Application for Planning Permission for a Fish Farm at Sailean Ruadh
 DAWNFRESH FARMING LIMITED

(A4)



Application ref no: 13/01379/MFF
 Date received: 8/7/13
 Plan no: M 309
 PO Initials: R4

ARGYLL AND BUTE COUNCIL
 This plan been APPROVED by the
 PLANNING AUTHORITY and MUST be read in
 conjunction with the Planning Conditions of
 Consent No:
 13/01379/MFF
 Head of Planning and Regulatory Services
 Date: 21/3/14

Admiralty Chart Extract Showing Location of Proposed Etive 6 Pen Site

Date: 2 July 2013
 Drawn by: Garret Macfarlane

Scale: Scale Bar
 Drawing No: DFE6/3

This Plan is part of the overall project
Application for Planning Permission for a Fish Farm at Sailean Ruadh
 DAWNFRESH FARMING LIMITED

A4

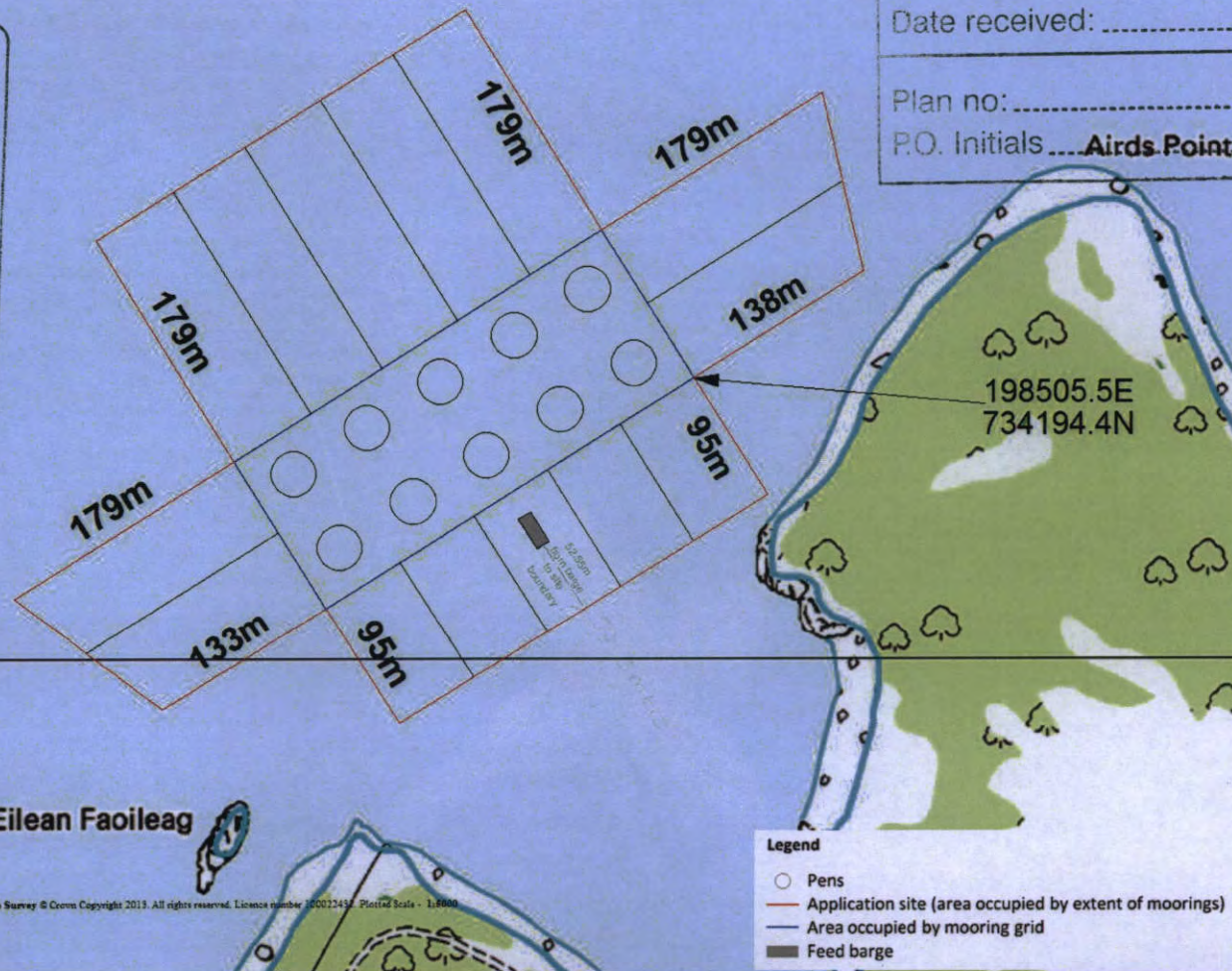


Argyll and Bute Council
Planning and Regulatory
Services

Application ref no: 13/01379/MAF
Date received: 5/7/13
Plan no: 4 of 9
P.O. Initials: Airds Point EK



ARGYLL AND BUTE COUNCIL
This plan has been APPROVED by the
PLANNING AUTHORITY and MUST be read in
conjunction with the Planning Conditions of
Consent No:
13/01379/MAF
[Redacted]
Head of Planning and Regulatory Services
Date: 21/3/14



Eilean Faioileag



Ordnance Survey © Crown Copyright 2013. All rights reserved. Licence number 100022433. Plot(s) Scale - 1:5000

Site Plan - Proposed Etive 6 Pens, Feed Barge & Moorings (Print this drawing at A4 to retain scale)

Date: 2 July 2013	Scale: 1:5000
Drawn by: Garret Macfarlane	Drawing No: DFE6/2

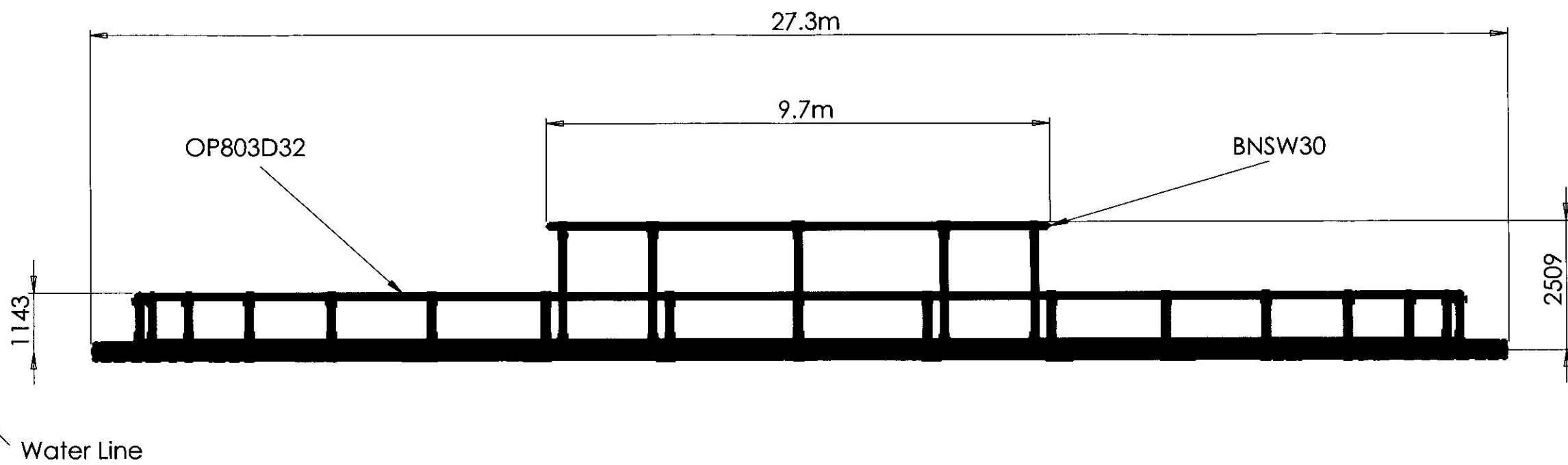
This Plan is part of the overall project
Application for Planning Permission for a Fish Farm at Sailean Ruadh
DAWNFRESH FARMING LIMITED

(A4)

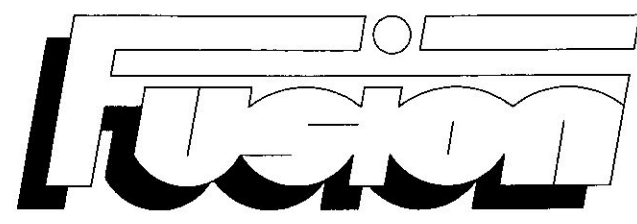
3rd Angle Projection				If In Doubt Ask ~ Do Not Scale	Dimensions are in mm	Date	Rev	Details of Revision
Job Number	Customer	Date	Base Unit Type	Uprights per Pen				
			APM315/125	32				

ARGYLL AND BUTE COUNCIL
 This plan been APPROVED by the
 PLANNING AUTHORITY and MUST be read in
 conjunction with the Planning Conditions of
 Consent No:
13/01379/mff
 [Redacted]
 Head of Planning and Regulatory Services
 Date: 21/3/14

Argyll and Bute Council
 Planning and Regulatory
 Services
 Application ref no: 13/01379/mff
 Date received: 8/7/13
 Plan no: 609
 O. Initials: RK



A3



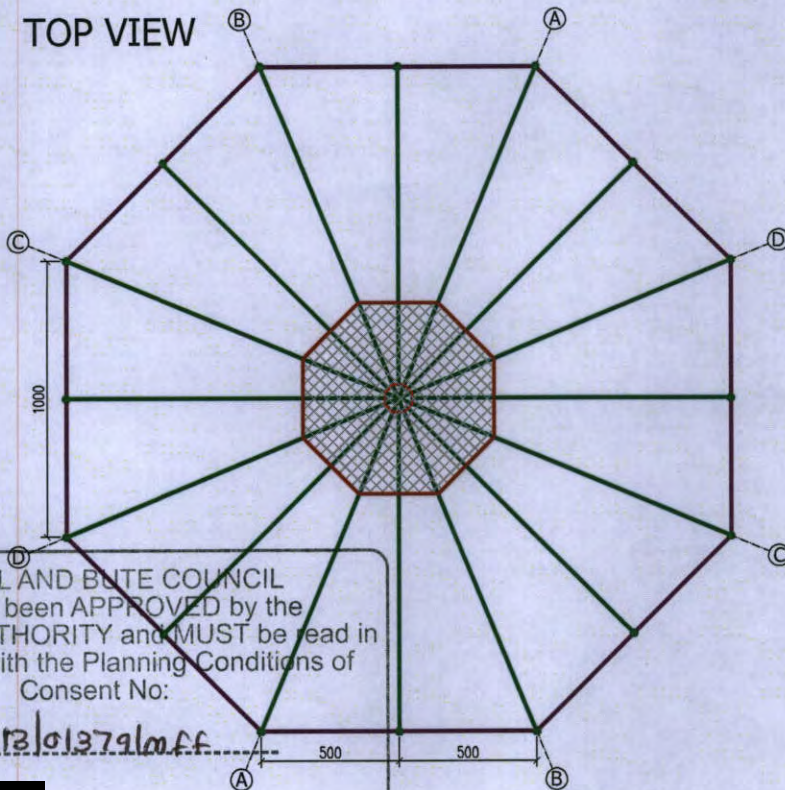
Fusion Marine Limited
 Marine Resource Centre
 Barcaldine
 By Oban
 Argyll PA37 1SE
 www.fusionmarine.co.uk

Tolerances
 Unless otherwise specified

X = ± 0.50	X° = ± 0°30'
X.X = ± 0.20	X°X' = ± 0°10'
X.XX = ± 0.10	

Title: OP803D32 with 30m Bird Net Support Wheel			
Material: PE 100	Finish: Black		
Drawn: R. Edwards	Scale 1:100 @ A3	Drawing No.	Rev
Date: 05/03/2013	Reference Drgs	OP803D32(1)	
Checked	OP803D32(1)	OP803D32/BNSW30	
Verified	BNSW30		

TOP VIEW



SYMBOL	
	Loop
	Weight loop
	Thimble kause
	Double ring
	Double net
NOTIFICATION	
N1	The 8 spans at the center of the base.
N2	Roped throughut in 16mm Polysteel or Danline
N3	Double ring
	Top rope. 16 mm Danline
	Waterline rope. 16 mm Danline
	Bottom rope. 16 mm Danline
	Base rope. 16 mm Danline
	Lifting rope. 16 mm Danline
	Cross rope. 16 mm Danline
	Double net in the bottom. D=8 m
SPESIFIKASJON	
80 m circumference	
Total dept 17.5 m + 1,25 m jumping net	
Cone bottom 30 deg from side to center	
All the ropes are 16 mm Danline	
Side rope 16 units, lifting rope 16 units	
cross rope 9 units (16 till center of the bottom)	
Double net: 8m diameter on the bottom	
Twine No Dycneema 22,5mm	
All dimensions are exact size. Net must by oversized at least by 3 % to given dimintions	

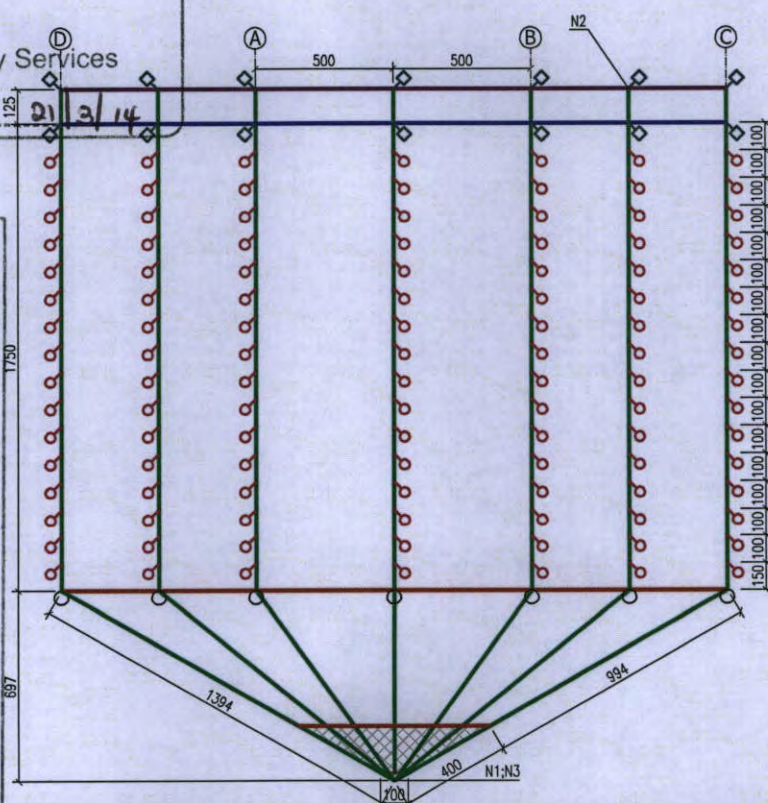
ARGYLL AND BUTE COUNCIL
 This plan been APPROVED by the
 PLANNING AUTHORITY and MUST be read in
 conjunction with the Planning Conditions of
 Consent No:

13/01379/MFF

Head of Planning and Regulatory Services

Date: 21/3/14

FACADE



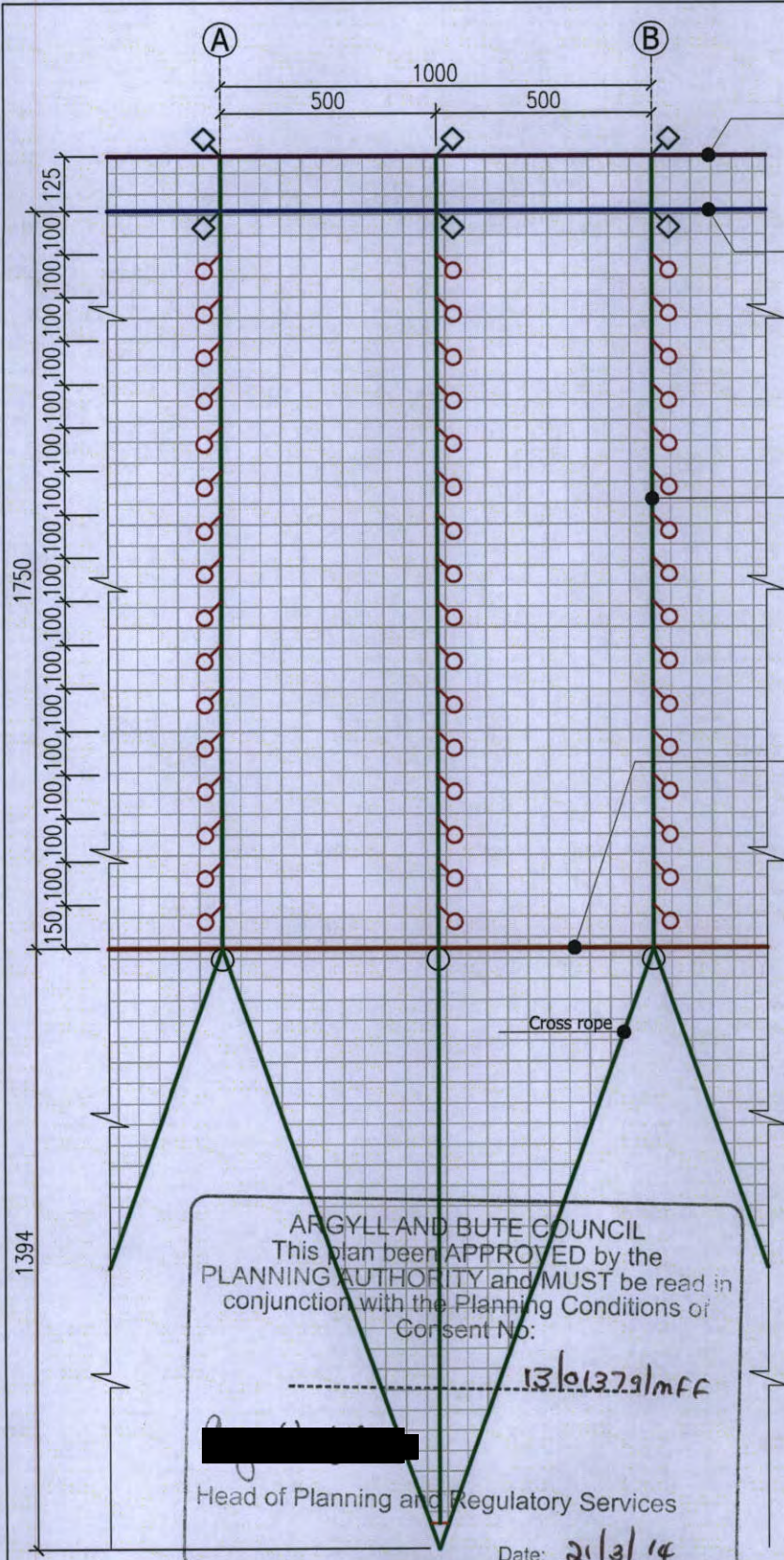
Application ref no: 13/01379/MFF
 Date received: 8/7/13

Argyll and Bute Council
 Planning and Regulatory
 Services

Plan no: 7 of 9
 P.O. Initials: LR

A4

	CODE NAME	REGISTRATION NR	EDITION & DATE	FIRST EDITION
			2; 14-05-2013	30-08-2011
CUSTOMER:				
DAWNFRESH FARMING LTD				
Project leader				
Designed by				
Drawn by	N. Andziulis	14-05-2013		
Approved by				
DIMENSIONS			QUANTITY	SCALE
Twine no	Half mesh	Circumference	Total depth	
Deneema	22.5 mm	80 m	17.5m+1.2m	1:250
				1/2



Top rope

Waterline rope

Lifting rope (green)

Bottom rope

Cross rope

Application ref no: 13/01379/NFF
 Date received: 8/7/13
 Plan no: 829
 P.O. Initials: EK

Argyll and Bute Council
 Planning and Regulatory
 Services

SYMBOL	
	Loop
	Weight loop
	Thimble kause
	Double ring
	Double net

NOTIFICATION	
N1	The 8 spans at the center of the base.
N2	Roped throughout in 16mm Polysteel or Danline
N3	Double ring

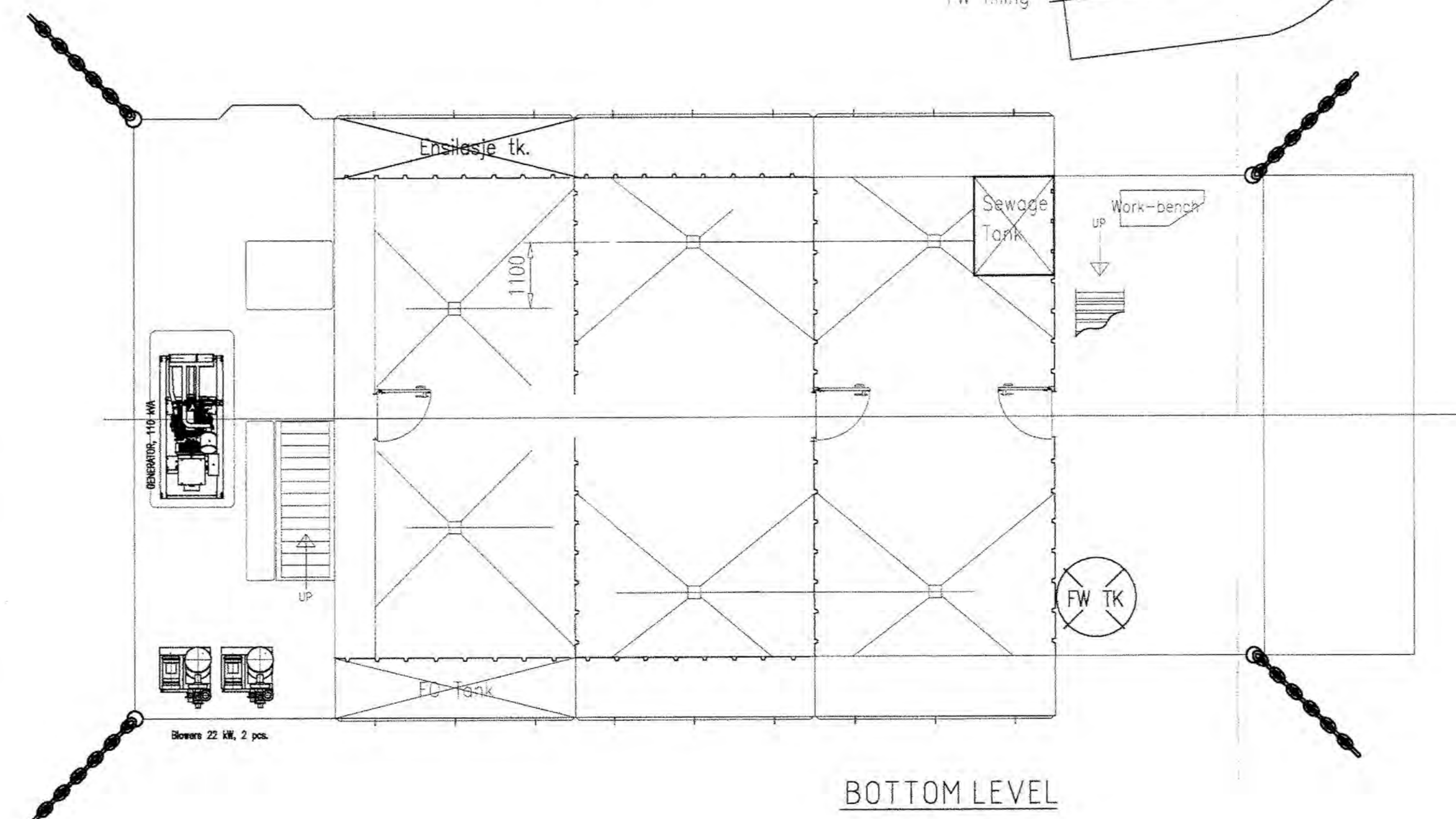
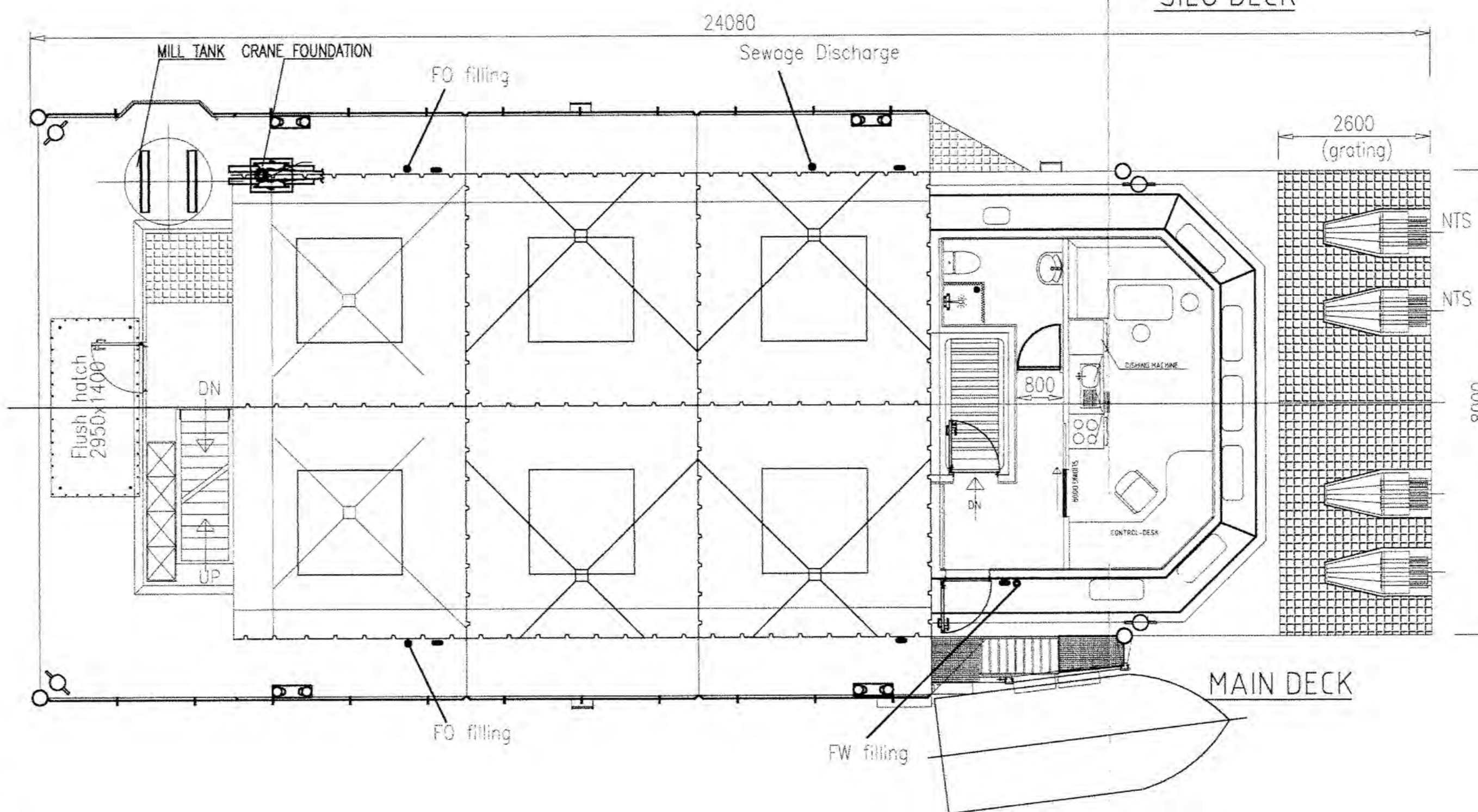
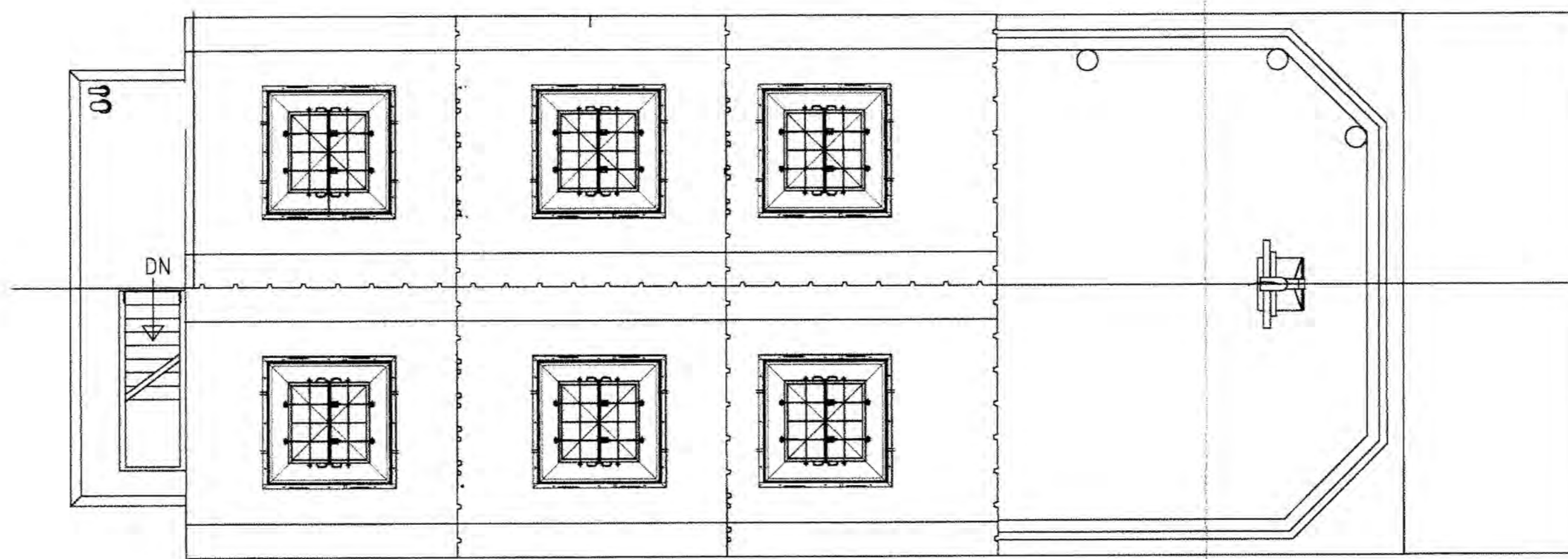
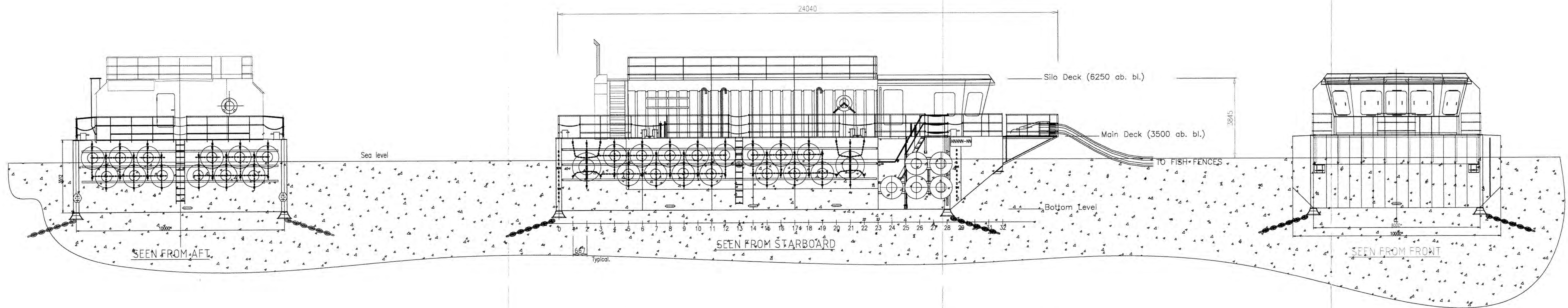
SPESIFIKASJON	
	Top rope. 16 mm Danline
	Waterline rope. 16 mm Danline
	Bottom rope. 16 mm Danline
	Base rope. 16 mm Danline
	Lifting rope. 16 mm Danline
	Cross rope. 16 mm Danline
	Double net in the bottom. D=8 m

SPESIFIKASJON	
80 m circumference	
Total depth 17.5 m + 1,25 m jumping net	
Cone bottom 30 deg from side to center	
All the ropes are 16 mm Danline	
Side rope 16 units, lifting rope 16 units	
cross rope 9 units (16 till center of the bottom)	
Double net: 8m diameter on the bottom	
Twine No Dyneema 22,5mm	
All dimensions are exact size. Net must by oversized at least by 3 % to given dimentionis	

ARGYLL AND BUTE COUNCIL
 This plan been APPROVED by the
 PLANNING AUTHORITY and MUST be read in
 conjunction with the Planning Conditions of
 Consent No:
 13/01379/NFF
 Head of Planning and Regulatory Services
 Date: 21/3/14

			CODE NAME	REGISTRATION NR	EDITION & DATE	FIRST EDITION	
					2; 14-05-2013	30-08-2011	
CUSTOMER:							
DAWNFRESH FARMING LTD							
Project leader							
Designed by							
Drawn by	N. Andziulis	14-05-2013	Twine no	Half mesh	Circumference	Total depth	
Approved by			Deneema	22.5 mm	80 m	17.5m+1.2m	
					QUANTITY	SCALE	SHEET
						1:150	2/2

A4



AkvaMaster CCS Classic 240

PRINCIPAL DATA

Total length (barge+grating)	24,08 m
Length (Grating forward)	2,60 m
Length (barge)	21,3 m
Breadth	10,0 m
Depth	3,5 m

CAPACITIES

FUEL OIL	11,0 m ³
FRESH WATER	4,0 m ³
SEWAGE	3,0 m ³
ENSILAGE TANK	11,0 m ³
SILO VOLUME	6x64 m ³

ARGYLL AND BUTE COUNCIL
Planning and Regulatory Services
PLANNING AUTHORITY and MUST be read in conjunction with the Planning Conditions of Consent No. 12/01/27/1166
Application ref no. 12/01/27/1166
Received: 12/12/08
Date: 20/01/09
Head of Planning and Regulatory Services
Date: 20/01/09

MARKETEX BART GRUPP
Changed by BLRT Marketex OU
Kopli 103
11712 Tallinn
Tel.: +372 610 25 35
Fax.: +372 610 20 75
E-mail: marketex@bsr.ee

Drawing no.: D110-0
Title: AkvaMaster 240 classic ga-plan
Rev. 0m
Date 20.05.08
Sheet 1 of 1
Project 40467

DATE/SIGN	POS. ITEM	QTY.	MATERIAL	DRAWING NO.	REMARK
NOTE: - PART OF DRAWING MAY NOT BE SHOWN IN SCALE. - DO NOT TAKE MEASURES ON DRAWING. - ONLY RELAY ON GIVEN DIMENSIONS					
AkvaMaster 240 classic GA-PLAN				Scale: 1:100	Drawn: YD 18.10.06
				Format: A1	Checked:
				Project no.: 06-102/F021	
				SFI-no.: 101	
Sawicon as Damsgårdsv. 167/169 N-5162 LAKSEVÅG Tel.: 55 34 95 20 Fax.: 55 34 95 21 E-mail: sawicon@sawicon.no				Drawing no.: D110-0	Rev. 0
SAWICON NAVAL ARCHITECTS AND MARINE ENGINEERS				Sheet 1 of 1	