



Working Hours:
Refer to Appendix 1/13 2A

Contractor to plan, manage and coordinate works allowing for tide and river levels allowing for the requirements of Appendices 1/75 and 1/88. Contractor to assume a typical working day of maximum 4 hours due to tides.

SEPA:
Works must be carried out in accordance with SEPA's - SAC - WAT_SG-29 Good Practice Guide - Construction Methods and SEPA's Pollution Prevention Guidelines.

All vehicles entering watercourse MUST be equipped with biodegradable oils

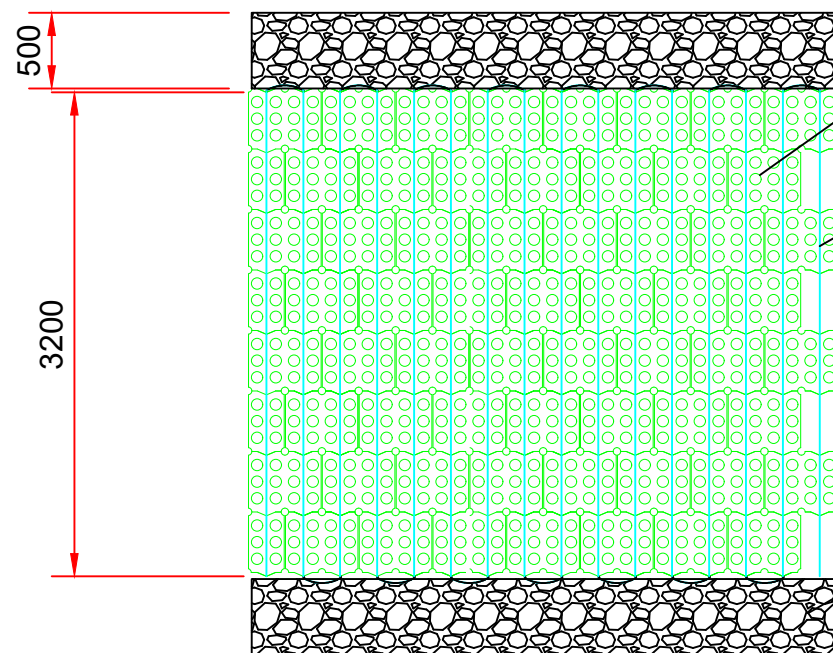
Remove existing blocks and replace with new Dycel 150 blockwork at causeway. To be tied into existing blocks at each end. See note 4.

Water management to provide dry working conditions at all times for water levels up to top of causeway at location shown. Assume maximum depth of water of 1m. See appendix 1/75 and 1/88.

Longitudinal gabion baskets to be inspected, refilled and repaired where required. Assume 50% gabions require repairs. See note 6.

Existing concrete slab

Causeway - Plan - Scale 1:250

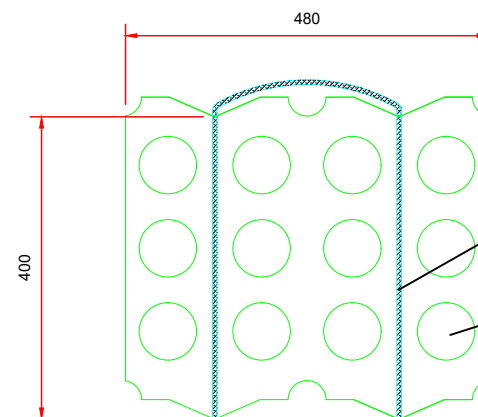


Dycel 150 block. See note 4.

Galvanised wire cable (7x7)
Minimum lap length of 1.5m,
centered at bend. See note 4.

Longitudinal gabion baskets
to be inspected, refilled and
repaired where required.
Assume 50% gabions require
repairs. See note 6.

Typical Construction Detail - Plan - Scale 1:50

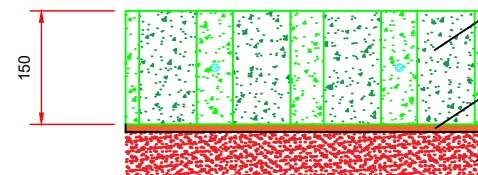


Dycel 150 block. See note 4.

Galvanised wire cable (7x7). Minimum lap
length of 1.5m, centered at bend. See
note 4.

Dycel block voids to be filled with Type 1
material. See note 5

Typical Block Detail - Plan



Dycel 150 block. See note 4.

Geotextile, Terram T1000, or equivalent
approved. Assume 50% of total repair
area required. See note 3.

Type 1 substrate. Assume 10% repair
area required. See note 2.

Typical Block Detail - Elevation - Scale 1:10

NOTES:

1. All works to be set out on site with the Clients Representative prior to works commencing. Works on site must be take place between May 31st and 1 October 2024 due to restrictions for fish migration.
2. Substrate to be levelled and compacted with new type 1 material where required, prior to laying geotextile. Refer to Appendix 6/1 for material specification.
3. Geotextile, Terram T1000 or equivalent approved, shall be supplied and installed as per manufacturers requirements.
4. Dycel 150 blockwork (or similar approved) to be installed.

Block Details

The concrete revetment blocks shall have a minimum thickness of 150mm, unit weight not less than 45kg giving a minimum weight of 230kg per m2.

The precast revetment blocks shall be manufactured from concrete with a mix design strength conforming with Grade C50 in Table 9 of BS8500 - 1: 2002, using Portland cement to BS EN 197 - 1: 2000 and aggregates to BS EN 12620 : 2002.

The minimum cement content to be 370 kg/m3, the maximum aggregate size 10mm and the maximum free water cement ratio not exceeding 0.45. A Class 2 resistance to sulphate attack is satisfied by the above in accordance with BS8500 - 1: 2002: Table 7 where the total SOi content does not exceed 0.5%.

The blocks shall mechanically interlock and bond together and shall be hand laid in courses of stretcher bond to the areas shown on the drawing in accordance with the manufacturer's recommendations. Blocks will be tied together with galvanised wire cables of 7x7 construction. Cable ends to be suitably terminated by means of hydraulically swaged aluminium or copper ferrules to facilitate mechanical handling.

5. Type 1 material shall be used to fill block voids. Refer to Appendix 6/1 for material specification.
6. Gabion baskets to be refilled with prewashed Class 6G fill. See Appendix 6/1.
7. Moving of material to be by mechanical means
8. For hazards relating to working in the watercourse refer to appendix 1/75

Rev	Revision Details	By	Appr	Date
-----	------------------	----	------	------

AMENDMENTS



A93/12 Blairgowrie
Weir Scour Works
Works Information

Communities

Executive Director - Barbara Renton

Drawn by: EL
Checked by: DD
Approved by: DD
Date: 29/01/2024
Drawing Scales: As shown @A2
Project Code: PKC12691
Drawing No: PKC12691-Caus/01-002