SITE BOUNDARY (1:1000)

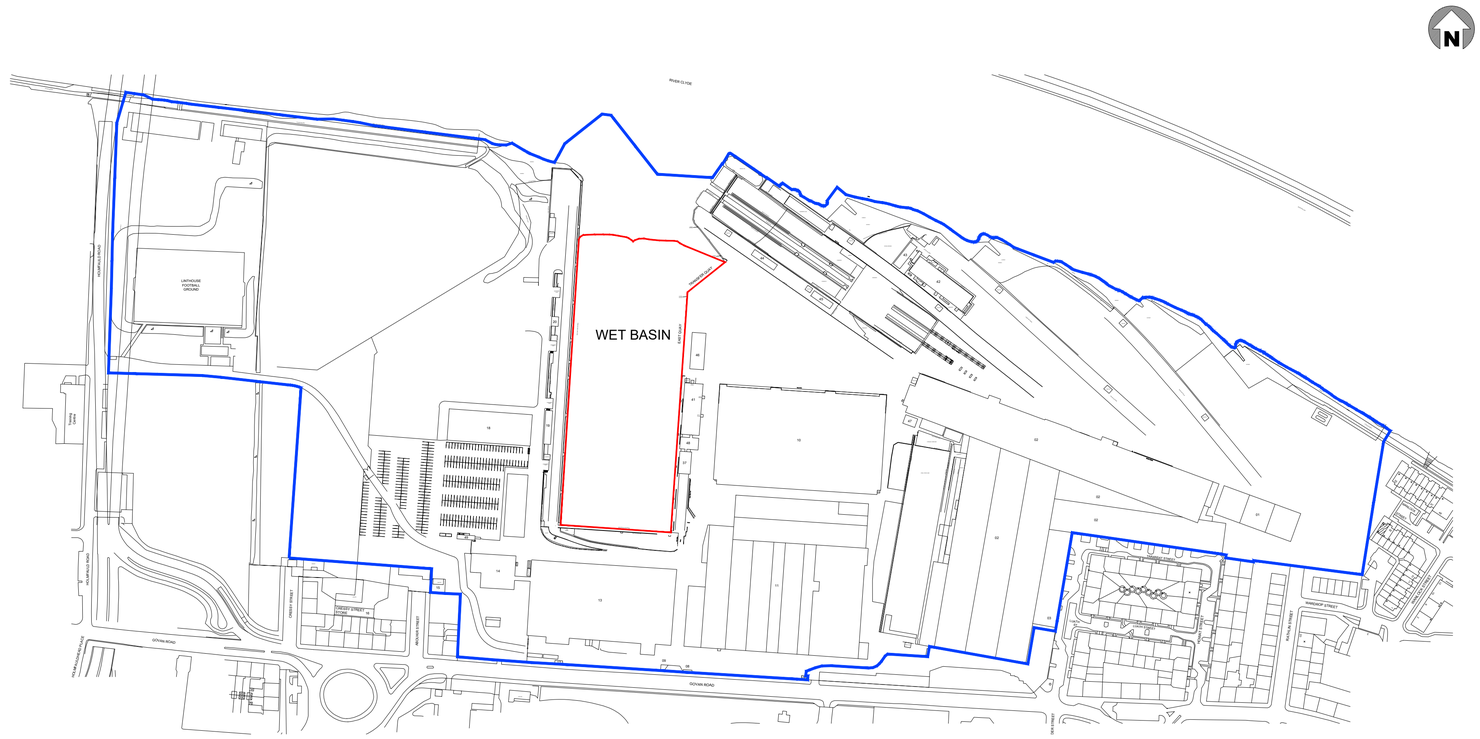

SITE OWNERSHIP (1:2500)

Denotes Site Ownership Boundary

Denotes Boundary of Proposed Works

0 10 20 30 40 50 70 100

1:1000 meters

0 25 50 75 100 125

1:1250 meters

DO NOT SCALE

REV	DATE	REVISION DESCRIPTION	DRN	VER

THIS DRAWING IS COPYRIGHT . DO NOT SCALE FROM THIS DRAWING.

Arch Henderson 1919

142 St. Vincent Street, Glasgow G2 5LA.
Tel : 0141 227 3060 - Fax : 0141 248 9542
www.

Civil Engineers
Structural Engineers
Principal Designers
Architects
Geotechnical services
Environmental services

Offices in : Aberdeen, Dundee, Falkland Islands, Glasgow, Inverness, Lerwick, Southampton, Stromness and Thurso

PROJECT :

BAE Systems Ships limited - Govan
Wet Basin Infill

TITLE :

SITE LOCATION PLAN

DRAWN :	DATE :	VERIFIED :	APPROVED :
G.B.	24.08.21	G.B.	T.R.

SCALE : (A1)	DRAWING STATUS :
AS SHOWN	LICENCE

DRAWING No : 225010-BAE-AHN-ZZ-DR-C-0011

REV : /

COPYRIGHT RESERVED ©

PHASE 1
PHASE 1 - INITIAL FILL PLACEMENT

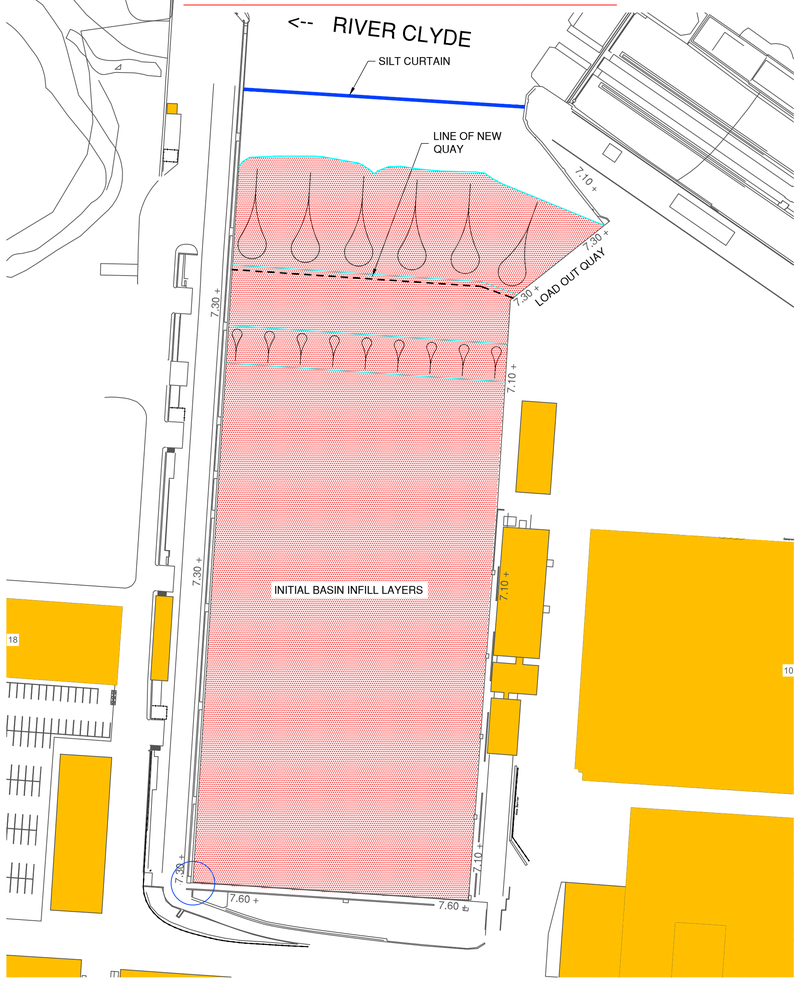

PHASE 2
PHASE 2 - INSTALL COFFERDAM

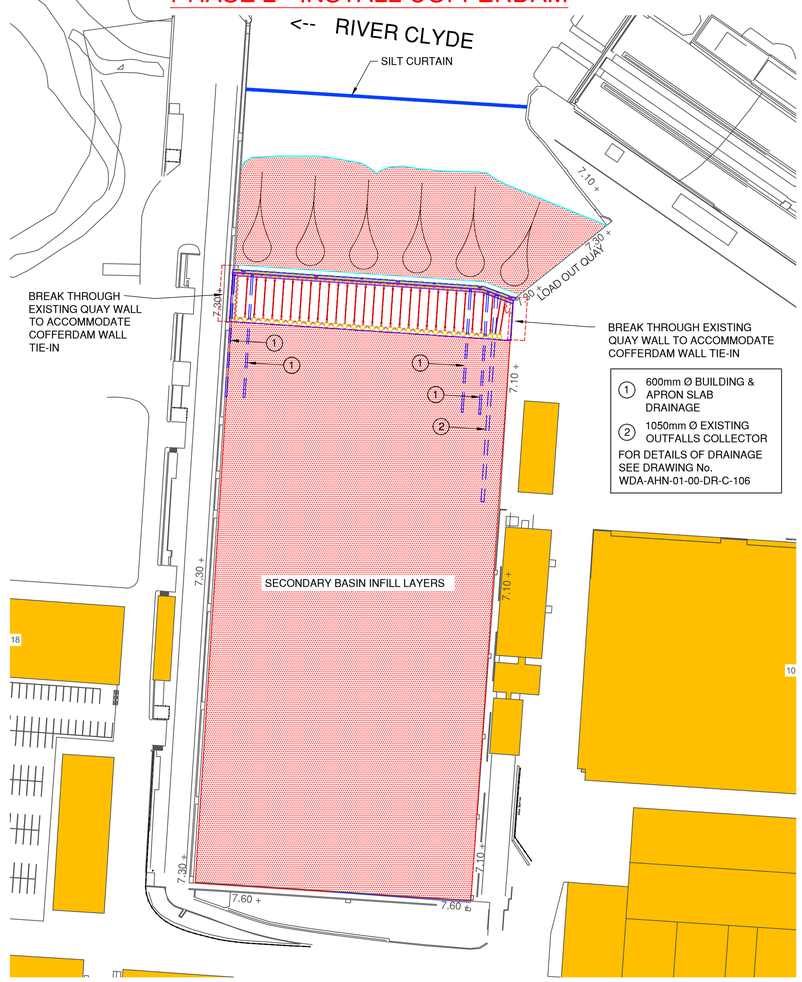

PHASE 3 - FINAL FILL PLACEMENT

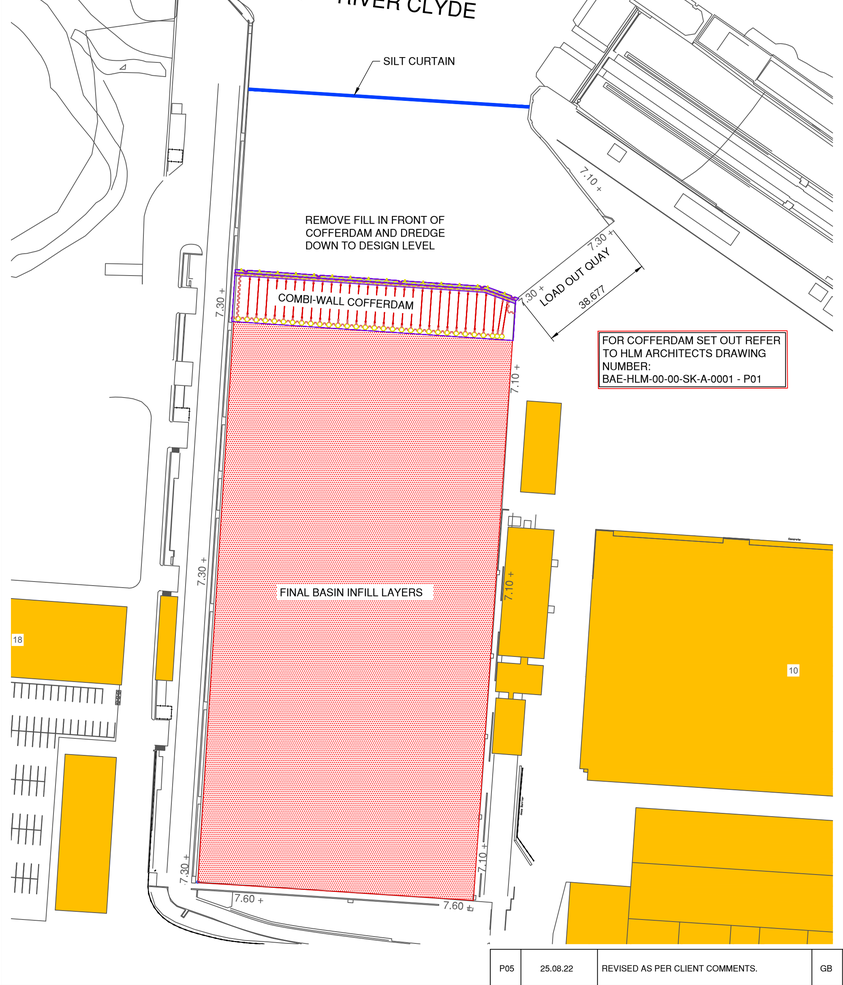

1. INSTALL SILT CURTAIN AND / OR BUBBLE CURTAIN AT ENTRANCE TO GOVAN BASIN.
2. BERM OF MATERIAL PLACED AT FRONT OF BASIN TO HELP CONTAIN ANY SUSPENDED SEDIMENT. HEIGHT TO BE DETERMINED BASED ON FINAL METHODOLOGY.
3. UP TO 2m INFILL PLACEMENT TO COVER EXISTING BASIN SEDIMENT.
4. CONTINUE TO FILL USING BARGE AND EXCAVATOR OR SPLIT HOPPER BARGE, OR HYDRAULIC DISCHARGE FROM PIPELINE.
5. PLACE MATERIAL, PLACEMENT BY BARGE AND EXCAVATOR AND PUSHING MATERIAL ACROSS BASIN USING DOZER IF NECESSARY.

1. INFILL TO PRE DETERMINED LEVEL AND INFILL WEDGE VOID BEHIND EXISTING SHEET PILE WALL CONCURRENTLY. THIS MAY REQUIRE LOCAL DEMOLITION OF THE EXISTING COPE BEAM AND CUTTING DOWN OR EXTRACTION OF SHEET PILES.
2. INSTALL COFFERDAM

1. REMOVE STONE BUND FROM FRONT OF COFFERDAM.
2. INFILL TO +6.5m.

CONSENT

GENERAL NOTES

THIS DRAWING TO BE READ IN CONJUNCTION WITH ALL DRAWINGS IN THE 225010 SERIES.

FOR SECTION THROUGH WORKS, REFER TO DRAWING NUMBER BAE-AHN-XX-XX-DR-C-0005

DO NOT SCALE

REV	DATE	REVISION DESCRIPTION	DRN	VER
P05	25.08.22	REVISED AS PER CLIENT COMMENTS.	GB	TR
P04	24.08.22	COFFERDAM LOCATION REVISED. CONSTRCTION SEQUENCE REVISED. MARINE LICENCE APPLICATION.	GB	TR
P03	26.05.22	CONSENT ISSUE	CAB	TR
P02	26.05.22	ISSUED FOR DESIGN BRIEF	CAB	TR
P01	19.05.22	ISSUED FOR COMMENT	CAB	TR

THIS DRAWING IS COPYRIGHT . DO NOT SCALE FROM THIS DRAWING.

Arch Henderson 1919
Civil Engineers
Structural Engineers
Principal Designers
Architects
Geotechnical services
Environmental services
142 St. Vincent Street, Glasgow G2 5LA.
Tel : 0141 227 3060 - Fax : 0141 248 9542
www.
Offices in : Aberdeen, Dundee, Glasgow, Lerwick, Southampton, Stromness and Thurso

PROJECT :
BAE Surface Ships Limited - Govan
Wet Basin Infill

TITLE :
Draft Phasing Plans

DRAWN :	DATE :	VERIFIED :	APPROVED :
CAB	11.05.22	TR	GB

SCALE : (A1)	DRAWING STATUS :
AS SHOWN	LICENCE

DRAWING No : 225010-BAE-AHN-ZZ-XX-DR-C-0004
REV : P05

COPYRIGHT RESERVED ©

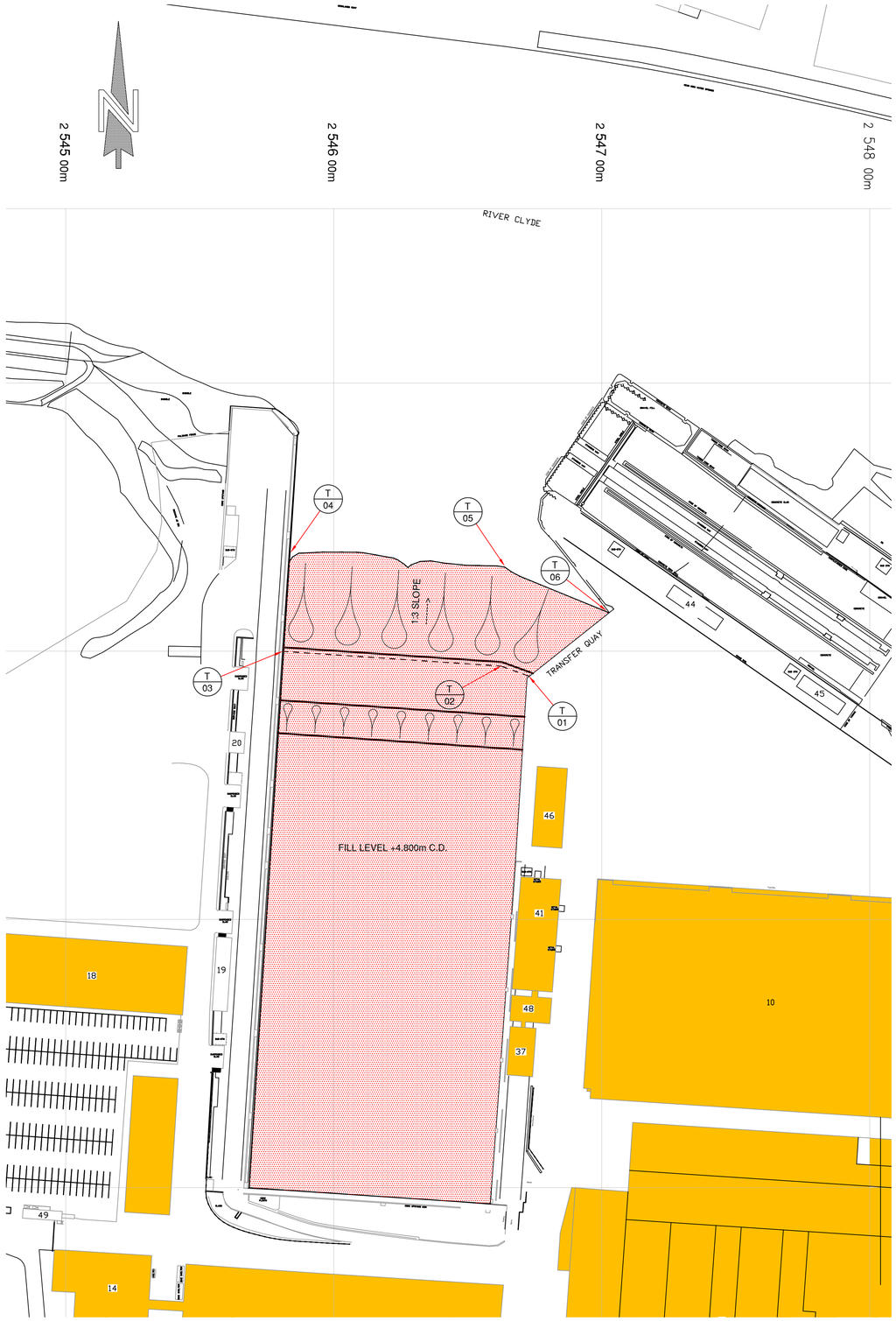

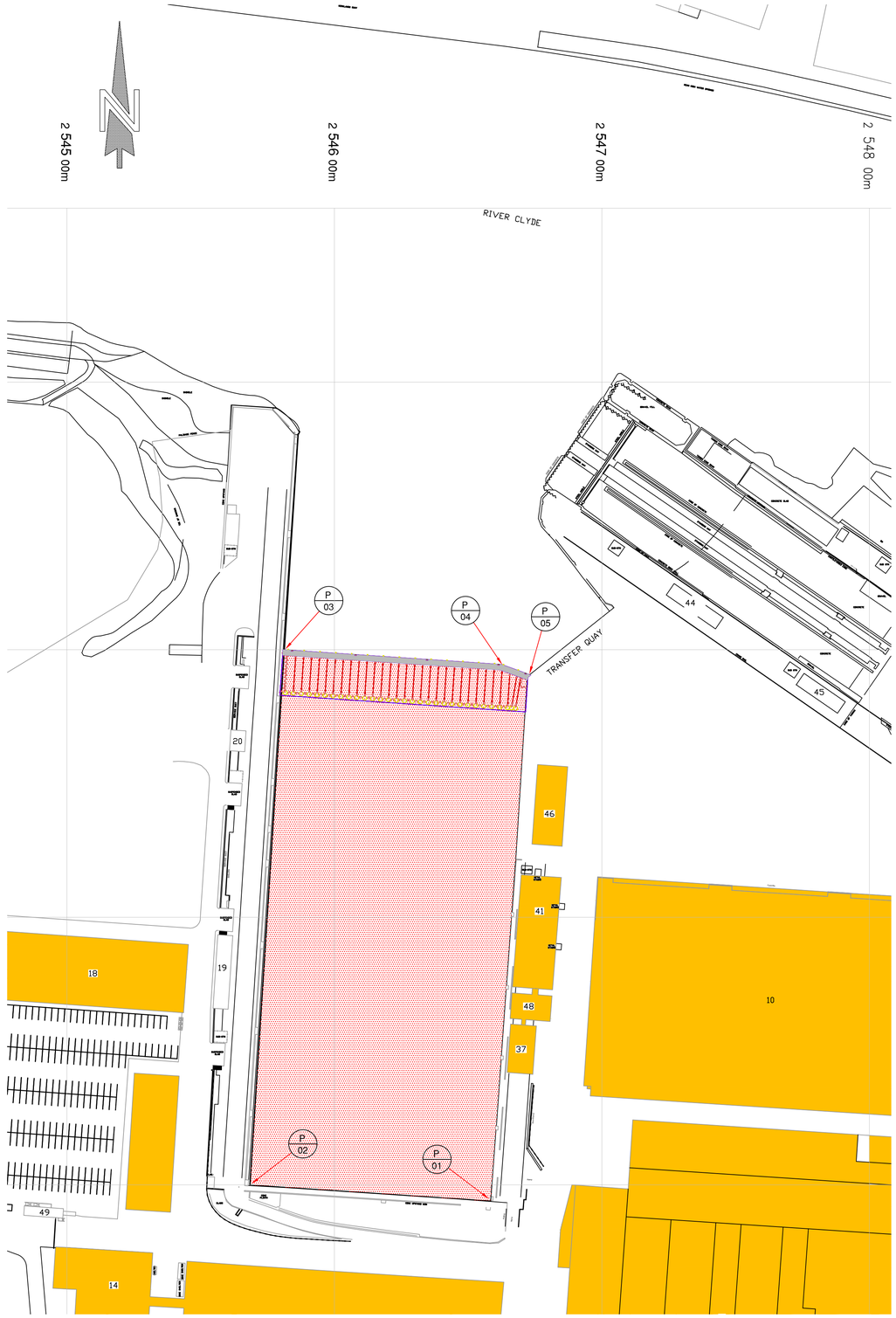

NOTES

1. SOUNDINGS INDICATED ARE IN METRES REDUCED TO CHART DATUM.
2. CHART DATUM IS 2.50m BELOW ORDNANCE DATUM.
3. TIDAL INFORMATION (RELATIVE TO CHART DATUM)
   MHWS +4.80m
   MLWS +0.70m

WET BASIN TEMPORARY WORKS

REF.	NATIONAL GRID		LATITUDE / LONGITUDE	
T/01	254673.350E	666190.490N	55° 52.015	-4° 19.435
T/02	254662.500E	666194.430N	55° 52.017	-4° 19.446
T/03	254580.900E	666199.950N	55° 52.018	-4° 19.524
T/04	254583.766E	666238.729N	55° 52.039	-4° 19.523
T/05	254661.665E	666233.728N	55° 52.038	-4° 19.448
T/06	254700.419E	666217.453N	55° 52.030	-4° 19.410

WET BASIN PERMENANT WORKS

REF.	NATIONAL GRID		LATITUDE / LONGITUDE	
P/01	254658.419E	665993.797N	55° 51.908	-4° 19.433
P/02	254568.440E	666000.000N	55° 51.910	-4° 19.530
P/03	254580.900E	666199.950N	55° 52.018	-4° 19.524
P/04	254662.500E	666194.430N	55° 52.017	-4° 19.446
P/05	254673.350E	666190.490N	55° 52.015	-4° 19.435

COPYRIGHT RESERVED ©

DO NOT SCALE

REV	DATE	REVISION DESCRIPTION	DRN	VER

THIS DRAWING IS COPYRIGHT . DO NOT SCALE FROM THIS DRAWING.

Arch Henderson 1919
142 St. Vincent Street, Glasgow G2 5LA.
Tel : 0141 227 3060 - Fax : 0141 248 9542
www
Civil Engineers
Structural Engineers
Principal Designers
Architects
Geotechnical services
Environmental services
Offices in : Aberdeen, Dundee, Falkland Islands, Glasgow, Inverness, Lerwick, Southampton, Stromness and Thurso

PROJECT :
BAE Surface Ships Limited - Govan
Wet Basin Infill

TITLE :
Govan Wet Basin
Temporary and Permanent Marine Works Plan

DRAWN :	DATE :	VERIFIED :	APPROVED :
G.B.	23.08.22	G.B.	G.B.

SCALE : (A1)	DRAWING STATUS :
1:1000	LICENCE

DRAWING No : 225010-BAE-AHN-ZZ-XX-DR-C-0010
REV : /



- Existing Basin + Proposed Quay Wall

NOT FOR CONSTRUCTION

REV	DATE	REVISION	DRN	VER
P01	26/08/22	S2 - Stage 2 Design Submission	CAB	TR

THIS DRAWING IS COPYRIGHT . DO NOT SCALE FROM THIS DRAWING.

Arch Henderson 1919

Civil Engineers
Structural Engineers
Principle Designers
Architects
Geotechnical Services
Environmental Services

142 St. Vincent Street, Glasgow G2 5LA.
Tel : 0141 227 3060 . Fax : 0141 2
www. l :

Offices in : Aberdeen, Dundee, Glasgow, Lerwick, Stromness and Thurso

PROJECT :
McLaughlin & Harvey Ltd
BAE Wet Basin Infill - Govan

TITLE :
Proposed Quay Wall - 3D Image

DRAWN :	DATE :	VERIFIED :	APPROVED :
CAB	24/08/22	TR	GB

SCALE : (A1)	CONTRACT No.	DRAWING STATUS :
	225022	S2

DRAWING NO : WDH-AHN-01-00-DR-C-0999

REV : P01

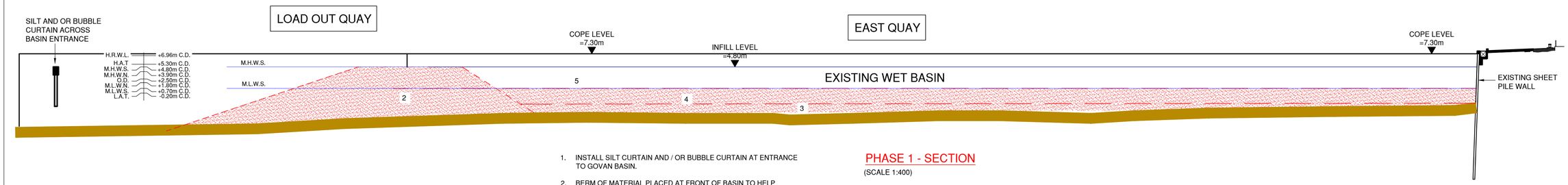

1. INSTALL SILT CURTAIN AND / OR BUBBLE CURTAIN AT ENTRANCE TO GOVAN BASIN.
2. BERM OF MATERIAL PLACED AT FRONT OF BASIN TO HELP CONTAIN ANY SUSPENDED SEDIMENT. HEIGHT TO BE DETERMINED BASED ON FINAL METHODOLOGY.
3. UP TO 2m INFILL PLACEMENT TO COVER EXISTING BASIN SEDIMENT.
4. CONTINUE TO FILL USING BARGE AND EXCAVATOR OR SPLIT HOPPER BARGE, OR HYDRAULIC DISCHARGE FROM PIPELINE.
5. PLACE MATERIAL, PLACEMENT BY BARGE AND EXCAVATOR AND PUSHING MATERIAL ACROSS BASIN USING DOZER IF NECESSARY.

PHASE 1 - SECTION

(SCALE 1:400)

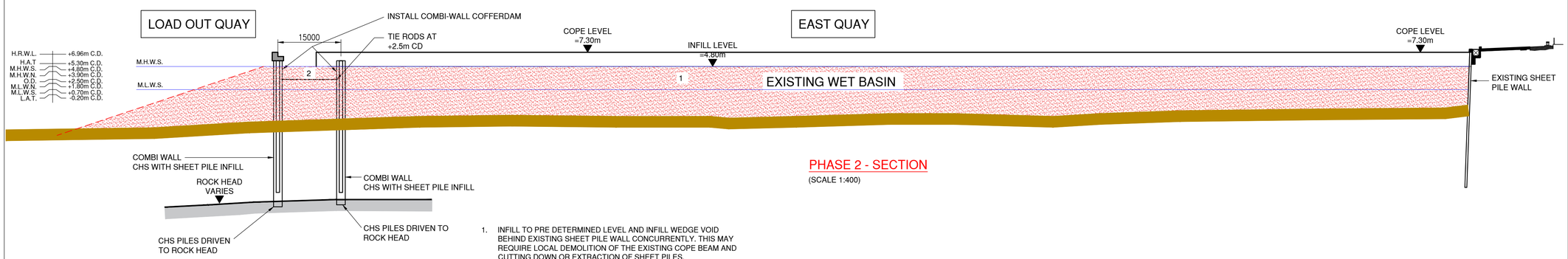

1. INFILL TO PRE DETERMINED LEVEL AND INFILL WEDGE VOID BEHIND EXISTING SHEET PILE WALL CONCURRENTLY. THIS MAY REQUIRE LOCAL DEMOLITION OF THE EXISTING COPE BEAM AND CUTTING DOWN OR EXTRACTION OF SHEET PILES.
2. INSTALL COFFERDAM

PHASE 2 - SECTION

(SCALE 1:400)

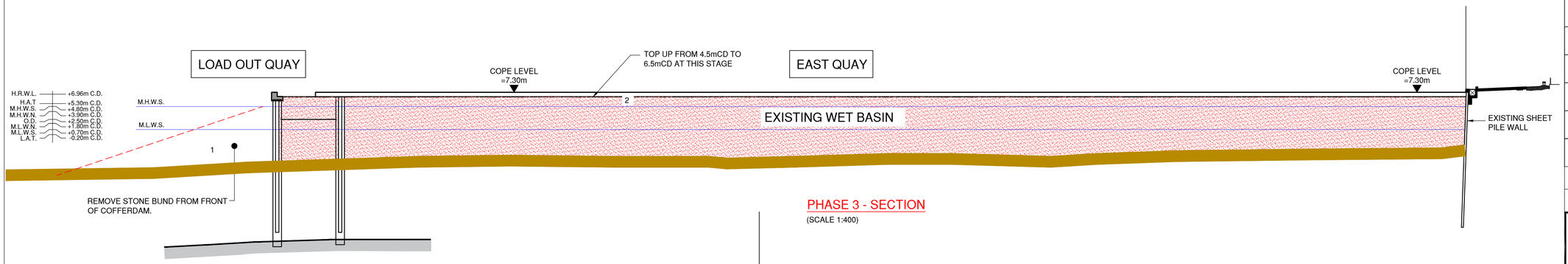

1. REMOVE STONE BUND FROM FRONT OF COFFERDAM.
2. INFILL TO +6.5m.

PHASE 3 - SECTION

(SCALE 1:400)

NOTES

1. THIS DRAWING TO BE READ IN CONJUNCTION WITH ALL DRAWINGS IN THE 225010 SERIES.
2. FOR SECTION LOCATION, REFER TO DRAWING NUMBER 225010-BAE-AHN-ZZ-XX-DR-C-0004.
3. INFILLING - MARINE LICENCE REQUIRED.
4. QUAY WALL - MARINE LICENCE AND PLANNING PERMISSION REQUIRED.

AN ALTERNATIVE INFILL METHODOLOGY USING PUMPED SAND WILL BE CONSIDERED AT CONCEPT DESIGN STAGE.
IF ADOPTED, THIS STRATEGY WOULD SEE AN INITIAL STONE BUND PLACED AT THE ENTRANCE OF THE BASIN TO CONTAIN ALL SUSPENDED SEDIMENTS WITHIN THE BASIN. INFILL BEHIND THE BUND WOULD BE THEN BE PLACED USING FLUIDISED SAND PUMPED FROM A BARGE, OVER THE BUND AND DISTRIBUTED VIA SPREADER PONTOON AND DISSIPATION BAR.

CONSENT

REV	DATE	REVISION DESCRIPTION	DRN	VER
P05	25.08.22	REVISED AS PER CLIENT COMMENTS.	GB	TR
P04	24.08.22	SILT CURTAIN ADDED, CONSTRCTION SEQUENCE REVISED. MARINE LICENCE APPLICATION	GB	TR
P03	26.07.22	CONSENT ISSUE TIDE LEVELS AMENDED	CAB	TR
P02	26.05.22	ISSUED FOR DESIGN BRIEF	CAB	TR
P01	19.05.22	ISSUED FOR COMMENT	CAB	TR

THIS DRAWING IS COPYRIGHT . DO NOT SCALE FROM THIS DRAWING.

Arch Henderson 1919
142 St. Vincent Street, Glasgow G2 5LA.
Tel : 0141 227 3060 - Fax : 0141 248 9542
Civil Engineers
Structural Engineers
Principal Designers
Architects
Geotechnical services
Environmental services
Offices in : Aberdeen, Dundee, Falkland Islands, Glasgow, Inverness, Lerwick, Southampton, Stromness and Thurso

PROJECT :
BAE Surface Ships Limited - Govan
Wet Basin Infill

TITLE :
Draft Phasing Sections

DRAWN :	DATE :	VERIFIED :	APPROVED :
CAB	11.05.22	TR	GB

SCALE : (A1)	DRAWING STATUS :
AS SHOWN	LICENCE

DRAWING No : 225010-BAE-AHN-ZZ-XX-DR-C-0005 REV : P05

DO NOT SCALE

COPYRIGHT RESERVED ©

NOTES

1. SOUNDINGS INDICATED ARE IN METRES REDUCED TO CHART DATUM.
2. CHART DATUM IS 2.36m BELOW ORDNANCE DATUM.
3. TIDAL INFORMATION (RELATIVE TO CHART DATUM)
   MHWS +4.30m
   MLWS +0.60m

REV	DATE	REVISION DESCRIPTION	DRN	VER

THIS DRAWING IS COPYRIGHT . DO NOT SCALE FROM THIS DRAWING.

Arch Henderson 1919
142 St. Vincent Street, Glasgow G2 5LA.
Tel : 0141 227 3060 - Fax : 0141 248 9542
ww
Civil Engineers
Structural Engineers
Principal Designers
Architects
Geotechnical services
Environmental services
Offices in : Aberdeen, Dundee, Falkland Islands, Glasgow, Inverness, Lerwick, Southampton, Stromness and Thurso

PROJECT :
BAE Surface Ships Limited - Govan
Wet Basin Infill

TITLE :
Govan Wet Basin Bathymetry June 2022

DRAWN :	DATE :	VERIFIED :	APPROVED :
G.B.	23.08.22	G.B.	G.B.

SCALE : (A1)	DRAWING STATUS :
1:1000	LICENCE

DRAWING No : 225010-BAE-AHN-ZZ-XX-DR-C-0009 REV : /

COPYRIGHT RESERVED ©

DO NOT SCALE

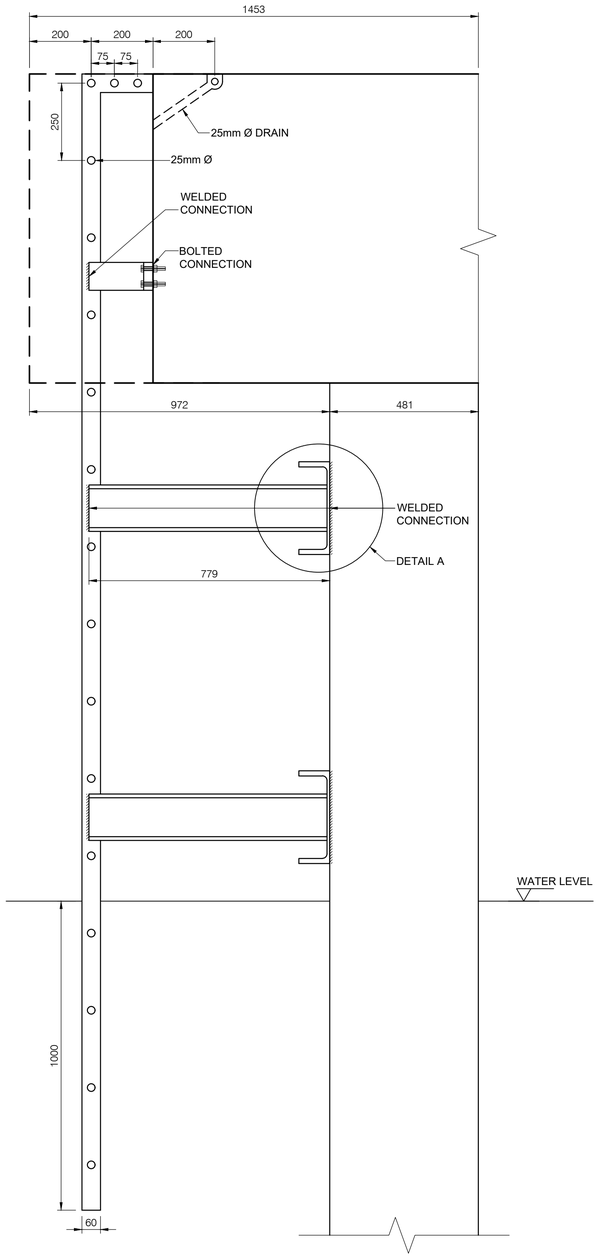

SECTION A-A
SCALE 1:10

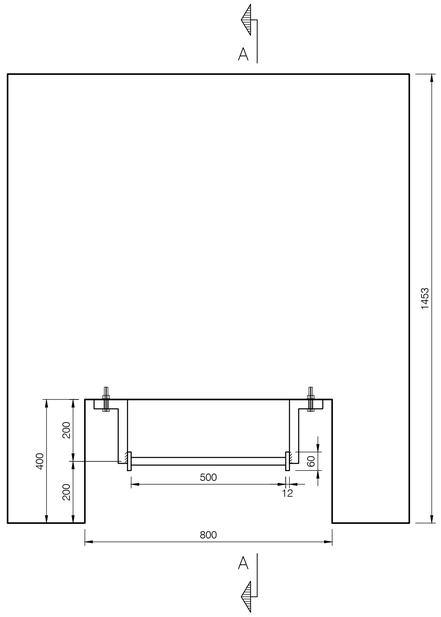

PLAN ON UPPER CONNECTION
SCALE 1:10

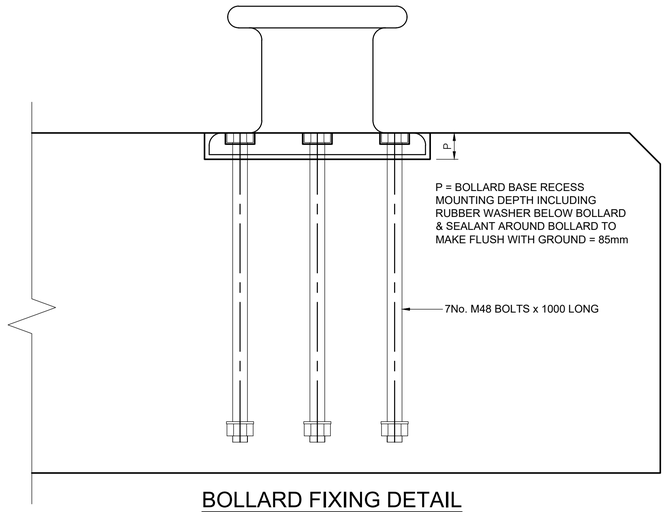

BOLLARD FIXING DETAIL
SCALE 1:10

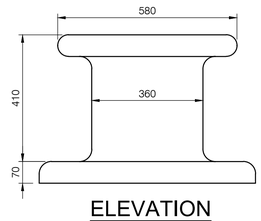

ELEVATION
SCALE 1:10

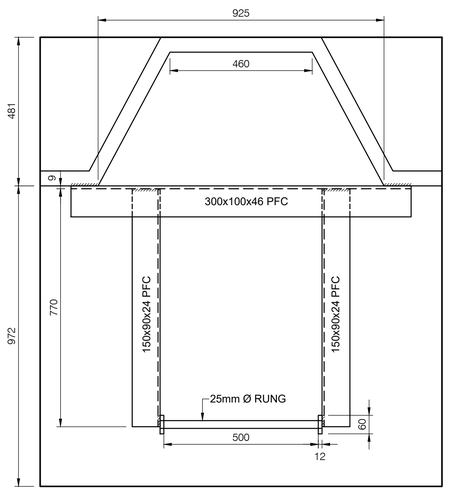

PLAN ON LOWER CONNECTION
SCALE 1:10

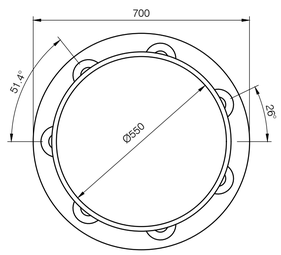

PLAN
SCALE 1:10

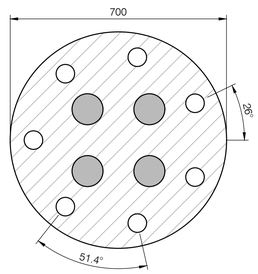

KEY:

= CHOSEN MATERIAL

= AREA FOR LIFTING

PLAN ON BOLLARD HOLE COVERING
SCALE 1:10

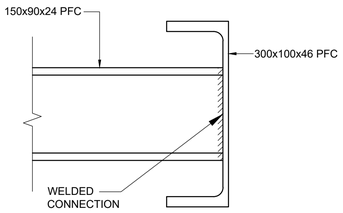

DETAIL A
SCALE 1:5

GENERAL NOTES

1. BOLLARDS NOT TO BE CONCRETE FILLED.

2. ALL LADDER STEELWORK TO BE GALVANISED AFTER FABRICATION UNLESS NOTED OTHERWISE. GALVANISING TO BE TO BS EN ISO 14713 PART 2:2009. NON-THREADED ITEMS HOT DIP GALVANISED 140 MICRONS THK.

3. SEALANT MATERIAL TO BE REMOVED WHEN REMOVING BOLLARD AND REAPPLIED WHEN BOLLARD IS REINSTALLED.

4. WHEN BOLLARD NOT IN PLACE, HOLES TO BE CAPPED TO PREVENT INGRESS.

REV	DATE	REVISION DESCRIPTION	DRN	VER
P01	24.08.22	Stage 2 Design Submission	JM	TR

THIS DRAWING IS COPYRIGHT . DO NOT SCALE FROM THIS DRAWING.

Arch Henderson 1919
Civil Engineers
Structural Engineers
Principal Designers
Architects
Geotechnical services
Environmental services
142 St. Vincent Street, Glasgow G2 5LA.
Tel : 0141 227 3060 - Fax : 0
ww . .uk
Offices in : Aberdeen, Dundee, Glasgow, Lerwick, Southampton, Stromness and Thurso

PROJECT :
McLaughlin & Harvey Ltd
BAE Wet Basin Infill - Govan

TITLE :
Quay Furniture
Ladder & Bollard Details

DRAWN :	DATE :	VERIFIED :	APPROVED :
JM	24.08.22	TR	TR

SCALE : (A1)	DRAWING STATUS :
AS SHOWN	S2

DRAWING No : WDH-AHN-01-00-DR-C-0120

REV : P01

DO NOT SCALE

COPYRIGHT RESERVED ©

GENERAL NOTES

1. HANDRAILING TO BE GALVANISED TO BS EN 1461 AND PAINTED YELLOW WITH AN EPOXY PAINT.

2. FOR ACCESS TO LADDERS, CHAINS AND BOLLARD CHAINS SHOULD BE INSTALLED, TO CLOSE VOID, GALVANISED TO BS EN 1461 AND PAINTED YELLOW WITH AN EPOXY PAINT.

3. HANDRAIL STANDARDS TO BE A MINIMUM OF 48.3mm DIAMETER (STEELWAY FENSECURE OR SIMILAR) 1100mm HIGH, FABRICATED IN REMOVABLE LENGTHS WITH CAST IN SOCKETS FOR SPIGOT BASES.

4. HANDRAILING SHALL BE TO BS 5395 PART 3, HEAVY DUTY LOADING OF 0.74kN.

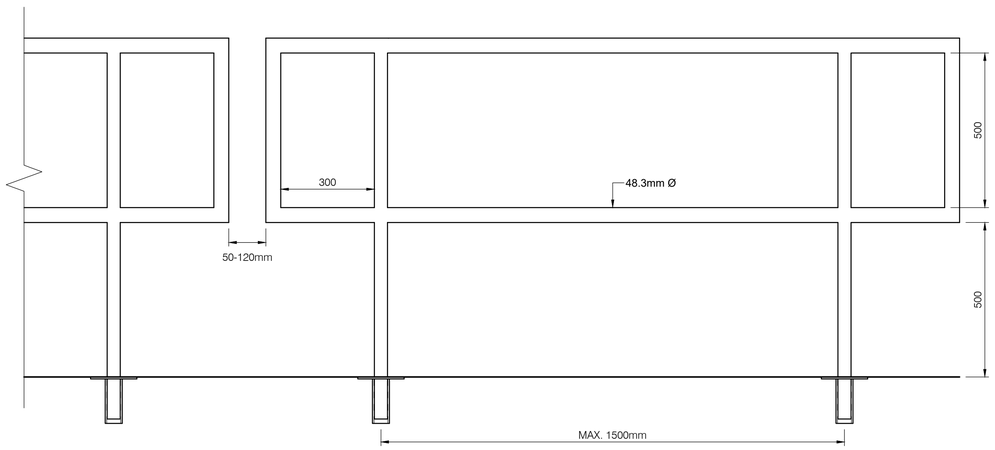

ELEVATION
SCALE 1:10

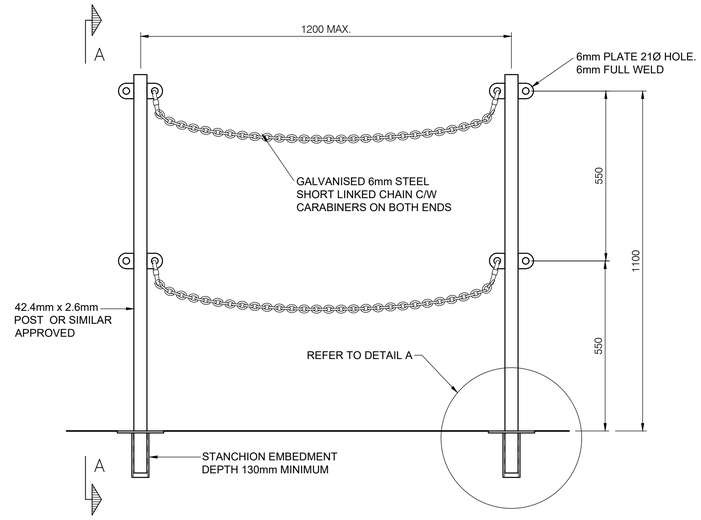

CHAIN HANDRAIL ELEVATION
(CHAINS TO BE POSITIONED OVER LADDER & BOLLARD POSITIONS)
SCALE 1:10

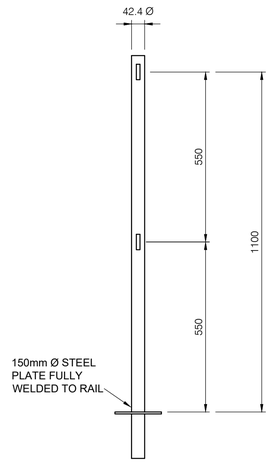

SECTION A-A
SCALE 1:10

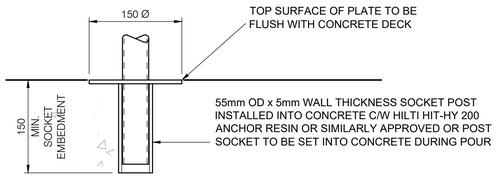

DETAIL A
SCALE 1:5

REV	DATE	REVISION DESCRIPTION	DRN	VER
P01	24.08.22	Stage 2 Design Submission	JM	TR

THIS DRAWING IS COPYRIGHT . DO NOT SCALE FROM THIS DRAWING.

Arch Henderson 1919
Civil Engineers
Structural Engineers
Principal Designers
Architects
Geotechnical services
Environmental services
142 St. Vincent Street, Glasgow G2 5LA.
Tel : 0141 227 3060 - Fax : 0
ww - .uk
Offices in : Aberdeen, Dundee, Glasgow, Lerwick, Southampton, Stromness and Thurso

PROJECT :
McLaughlin & Harvey Ltd
BAE Wet Basin Infill - Govan

TITLE :
Quay Furniture
Handrail Details

DRAWN :	DATE :	VERIFIED :	APPROVED :
JM	24.08.22	TR	TR

SCALE : (A1)	DRAWING STATUS :
AS SHOWN	S2

DO NOT SCALE

DRAWING No : WDH-AHN-01-00-DR-C-0121

REV : P01

COPYRIGHT RESERVED ©

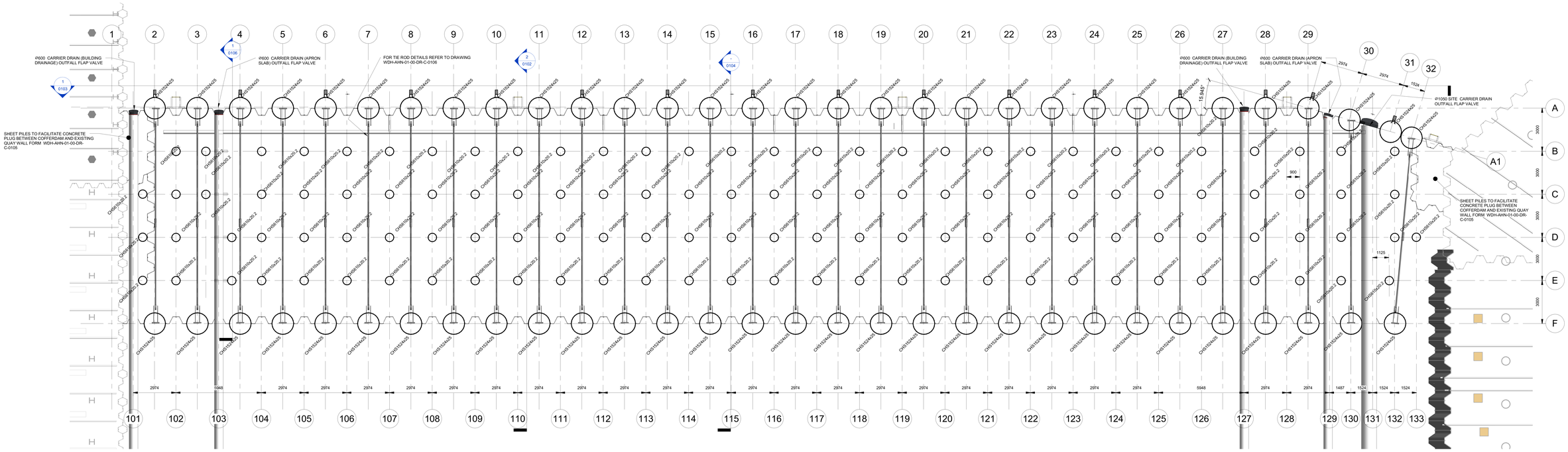

1 Pile and Tie Rod Layout
1 : 100

Structural Column Schedule		
Type	Length	Column Location Mark
CHS610x20.2	26580	E-101(-640)
CHS610x20.2	26580	D-101(-640)
CHS610x20.2	26580	C-101(-640)
CHS610x20.2	26704	E-102
CHS610x20.2	26704	D-102
CHS610x20.2	26704	C-102
CHS610x20.2	26704	B-102
CHS610x20.2	27050	E-4(587)
CHS610x20.2	27050	D-4(587)
CHS610x20.2	27050	C-3(-587)
CHS610x20.2	27050	B-3(-587)
CHS610x20.2	27316	E-104
CHS610x20.2	27316	D-104
CHS610x20.2	27316	C-104
CHS610x20.2	27316	B-104
CHS610x20.2	27663	E-105
CHS610x20.2	27663	D-105
CHS610x20.2	27663	C-105
CHS610x20.2	27663	B-105
CHS610x20.2	27999	E-106
CHS610x20.2	27999	D-106
CHS610x20.2	27999	C-106
CHS610x20.2	27999	B-106
CHS610x20.2	28436	E-107
CHS610x20.2	28436	D-107
CHS610x20.2	28436	C-107
CHS610x20.2	28436	B-107
CHS610x20.2	28782	E-108
CHS610x20.2	28782	D-108
CHS610x20.2	28782	C-108
CHS610x20.2	28782	B-108
CHS610x20.2	29128	E-109
CHS610x20.2	29128	D-109
CHS610x20.2	29128	C-109
CHS610x20.2	29128	B-109
CHS610x20.2	29821	E-110
CHS610x20.2	29821	D-110
CHS610x20.2	29821	C-110
CHS610x20.2	29821	B-110
CHS610x20.2	30168	E-111
CHS610x20.2	30168	D-111
CHS610x20.2	30168	C-111
CHS610x20.2	30168	B-111
CHS610x20.2	30514	E-112
CHS610x20.2	30514	D-112
CHS610x20.2	30514	C-112

Structural Column Schedule		
Type	Length	Column Location Mark
CHS610x20.2	30514	B-112
CHS610x20.2	30860	E-113
CHS610x20.2	30860	D-113
CHS610x20.2	30860	C-113
CHS610x20.2	30860	B-113
CHS610x20.2	31207	E-114
CHS610x20.2	31207	D-114
CHS610x20.2	31207	C-114
CHS610x20.2	31207	B-114
CHS610x20.2	31553	E-115
CHS610x20.2	31553	D-115
CHS610x20.2	31553	C-115
CHS610x20.2	31553	B-115
CHS610x20.2	31900	E-116
CHS610x20.2	31900	D-116
CHS610x20.2	31900	C-116
CHS610x20.2	31900	B-116
CHS610x20.2	32246	E-117
CHS610x20.2	32246	D-117
CHS610x20.2	32246	C-117
CHS610x20.2	32246	B-117
CHS610x20.2	32592	E-118
CHS610x20.2	32592	D-118
CHS610x20.2	32592	C-118
CHS610x20.2	32592	B-118
CHS610x20.2	32939	E-119
CHS610x20.2	32939	D-119
CHS610x20.2	32939	C-119
CHS610x20.2	32939	B-119
CHS610x20.2	33285	E-120
CHS610x20.2	33285	D-120
CHS610x20.2	33285	C-120
CHS610x20.2	33285	B-120
CHS610x20.2	33631	E-121
CHS610x20.2	33631	D-121
CHS610x20.2	33631	C-121
CHS610x20.2	33631	B-121
CHS610x20.2	33978	E-122
CHS610x20.2	33978	D-122
CHS610x20.2	33978	C-122
CHS610x20.2	33978	B-122
CHS610x20.2	34324	E-123
CHS610x20.2	34324	D-123
CHS610x20.2	34324	C-123
CHS610x20.2	34324	B-123
CHS610x20.2	35017	E-124

Structural Column Schedule		
Type	Length	Column Location Mark
CHS610x20.2	35017	D-124
CHS610x20.2	35017	C-124
CHS610x20.2	35017	B-124
CHS610x20.2	35363	E-125
CHS610x20.2	35363	D-125
CHS610x20.2	35363	C-125
CHS610x20.2	35363	B-125
CHS610x20.2	35710	E-126
CHS610x20.2	35710	D-126
CHS610x20.2	35710	C-126
CHS610x20.2	35710	B-126
CHS610x20.2	36056	E-127(-717)
CHS610x20.2	36056	D-127(-717)
CHS610x20.2	36056	C-127(-717)
CHS610x20.2	36056	B-127(-717)
CHS610x20.2	36402	D-29(587)
CHS610x20.2	36402	C-29(587)
CHS610x20.2	36402	B-29(587)
CHS610x20.2	36402	E-29(587)
CHS610x20.2	36580	E-130(692)
CHS610x20.2	36580	E-132(397)
CHS610x20.2	36580	D-133
CHS610x20.2	36580	D-130(692)
CHS610x20.2	36580	C-130(692)
CHS610x20.2	36580	B-130(692)
CHS610x20.2	36580	E-132(397)
CHS610x20.2	36580	D-133
CHS610x20.2	36580	B-132
CHS610x20.2	36580	C-132
CHS610x20.2	36580	D-132
CHS1524x25	25900	A-2
CHS1524x25	25900	F-2
CHS1524x25	26370	A-3
CHS1524x25	26370	F-3
CHS1524x25	26636	A-4
CHS1524x25	26636	F-4
CHS1524x25	26983	A-5
CHS1524x25	26983	F-5
CHS1524x25	27319	A-6
CHS1524x25	27319	F-6
CHS1524x25	27756	A-7
CHS1524x25	27756	F-7
CHS1524x25	28102	A-8
CHS1524x25	28102	F-8
CHS1524x25	28448	A-9
CHS1524x25	28448	F-9

Structural Column Schedule		
Type	Length	Column Location Mark
CHS1524x25	28795	A-10
CHS1524x25	28795	F-10
CHS1524x25	29141	A-11
CHS1524x25	29141	F-11
CHS1524x25	29488	A-12
CHS1524x25	29488	F-12
CHS1524x25	29834	A-13
CHS1524x25	29834	F-13
CHS1524x25	30180	A-14
CHS1524x25	30180	F-14
CHS1524x25	30527	A-15
CHS1524x25	30527	F-15
CHS1524x25	30873	A-16
CHS1524x25	30873	F-16
CHS1524x25	31220	A-17
CHS1524x25	31220	F-17
CHS1524x25	31566	A-18
CHS1524x25	31566	F-18
CHS1524x25	31912	A-19
CHS1524x25	31912	F-19
CHS1524x25	32259	A-20
CHS1524x25	32259	F-20
CHS1524x25	32605	A-21
CHS1524x25	32605	F-21
CHS1524x25	32951	A-22
CHS1524x25	32951	F-22
CHS1524x25	33298	A-23
CHS1524x25	33298	F-23
CHS1524x25	33644	A-24
CHS1524x25	33644	F-24
CHS1524x25	34337	A-25
CHS1524x25	34337	F-25
CHS1524x25	34683	A-26
CHS1524x25	34683	F-26
CHS1524x25	35030	A-27
CHS1524x25	35030	F-27
CHS1524x25	35376	A-28
CHS1524x25	35376	F-28
CHS1524x25	35722	A1-29
CHS1524x25	35722	F-29
CHS1524x25	35900	A1-31
CHS1524x25	35900	A1-30
CHS1524x25	35900	F-132
CHS1524x25	35900	F-130
CHS1524x25	36200	A1-32
	5786411	

Sheet Pile Schedule		
Family	Length	Type
AZ40-700N	20900	Form I
AZ40-700N	20900	Form I
AZ40-700N	20900	Form I

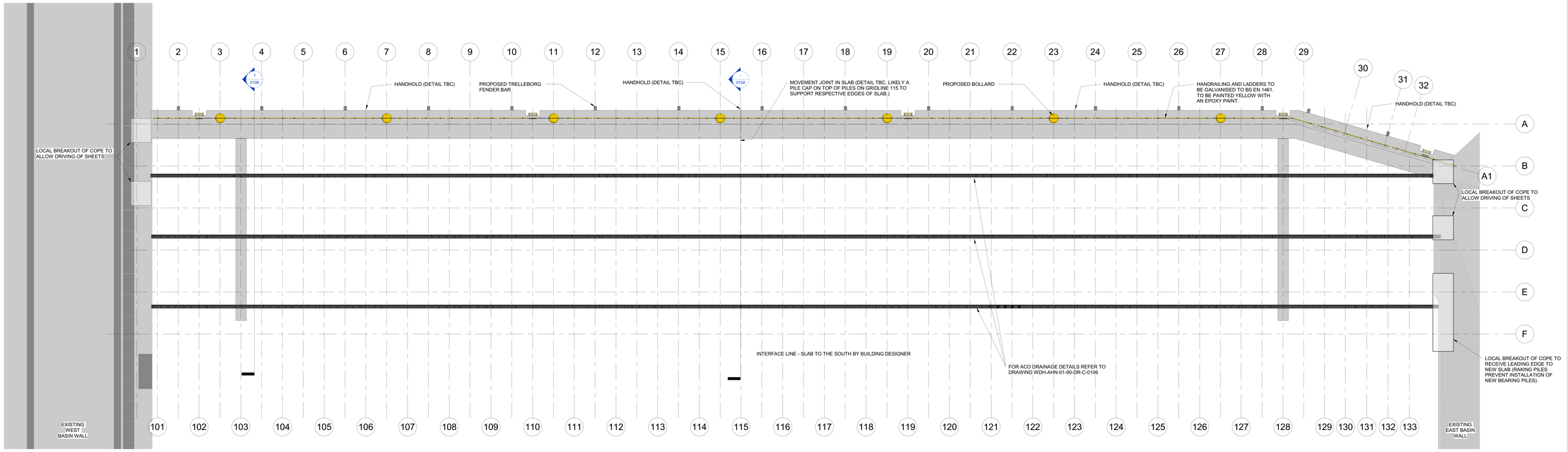

NOT FOR CONSTRUCTION

NOTES:

1. FOR SLAB DETAILS REFER TO DRAWING WDH-AHN-01-00-DR-C-0107
2. FOR JETTY FURNITURE DETAILS REFER TO DRAWING WDH-AHN-01-00-DR-C-0120 & 0121
3. FOR ELEVATION ON COFFERDAM REFER TO DRAWING WDH-AHN-01-00-DR-C-0103
4. FOR SECTIONS THROUGH COFFERDAM AND PILED SLAB REFER TO DRAWING WDH-AHN-01-00-DR-C-0102
5. FOR CONCRETE SPECIFICATION REFER TO DOCUMENT WDH-AHN-01-00-SP-C-0002

REV	DATE	REVISION	DRN	VER
P04	26/08/22	S2 - Stage 2 Design Submission	CAB	TR
P03	23/08/22	S2 - McLH Comments Incorporated - Handrail Added-Ladders Amended - Re-Issue for Planning	CAB	TR
P02	19/08/22	S2 - Issued For Planning Application	CAB	TR
P01	12/08/22	S2 - Issued for Costing	CAB	TR

THIS DRAWING IS COPYRIGHT . DO NOT SCALE FROM THIS DRAWING.

Arch Henderson 1919

Civil Engineers
Structural Engineers
Principle Designers
Architects
Geotechnical Services
Environmental Services

142 St. Vincent Street, Glasgow G2 5LA.
Tel : 0141 227 3060 - Fax : 0141 248 9542.

Offices in : Aberdeen, Dundee, Glasgow, Lerwick, Stromness and Thurso

PROJECT :
McLaughlin & Harvey Ltd
BAE Wet Basin Infill - Govan

TITLE :
Plan on Piled Slab and Cope

DRAWN :	DATE :	VERIFIED :	APPROVED :
CAB	12/08/22	AS	TR

SCALE : (A1)	CONTRACT No.	DRAWING STATUS :
1 : 100	225022	S2

DRAWING NO : WDH-AHN-01-00-DR-C-0101

REV : P04

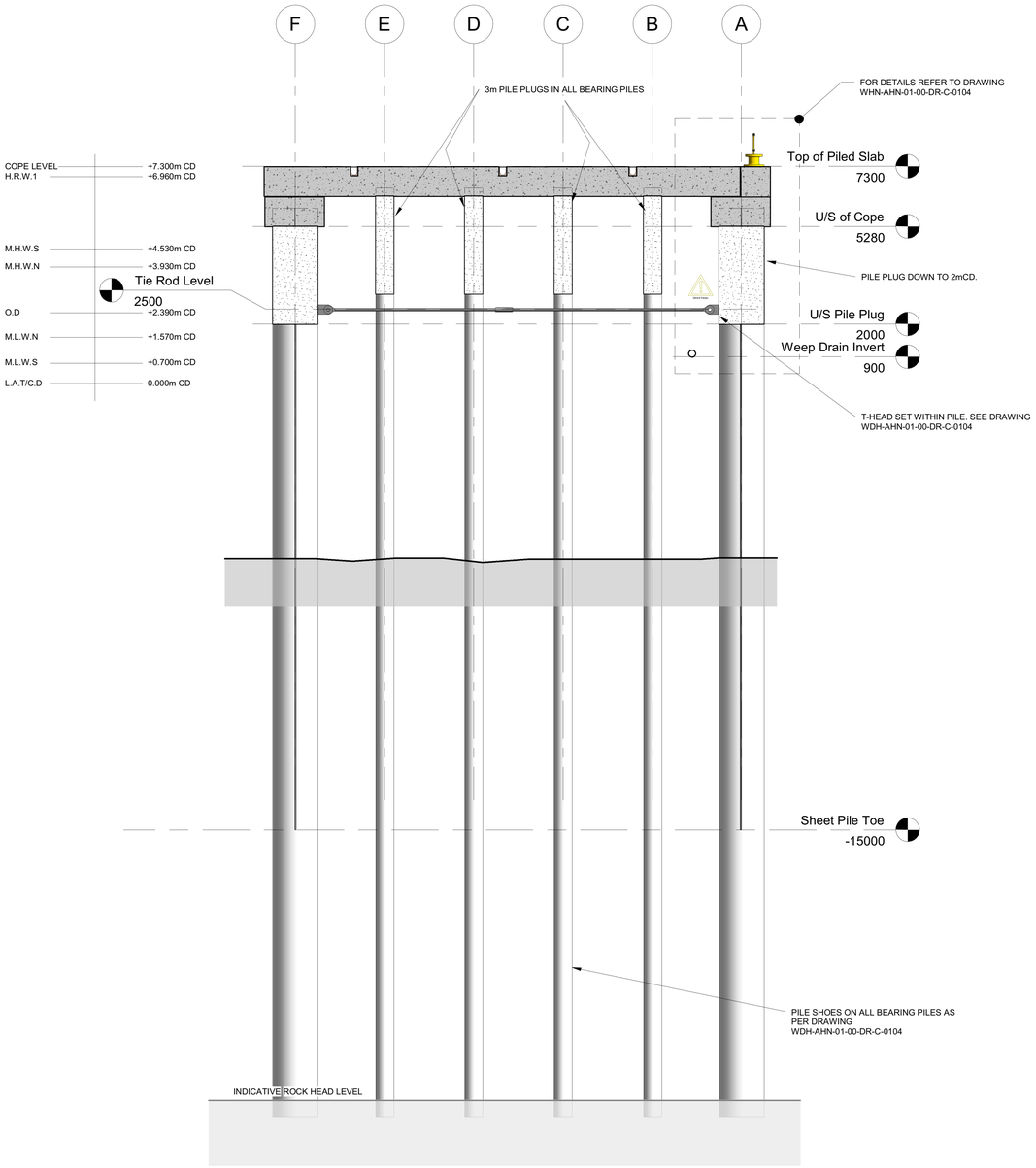

1 Typical Section Through Quay Wall

1 : 100

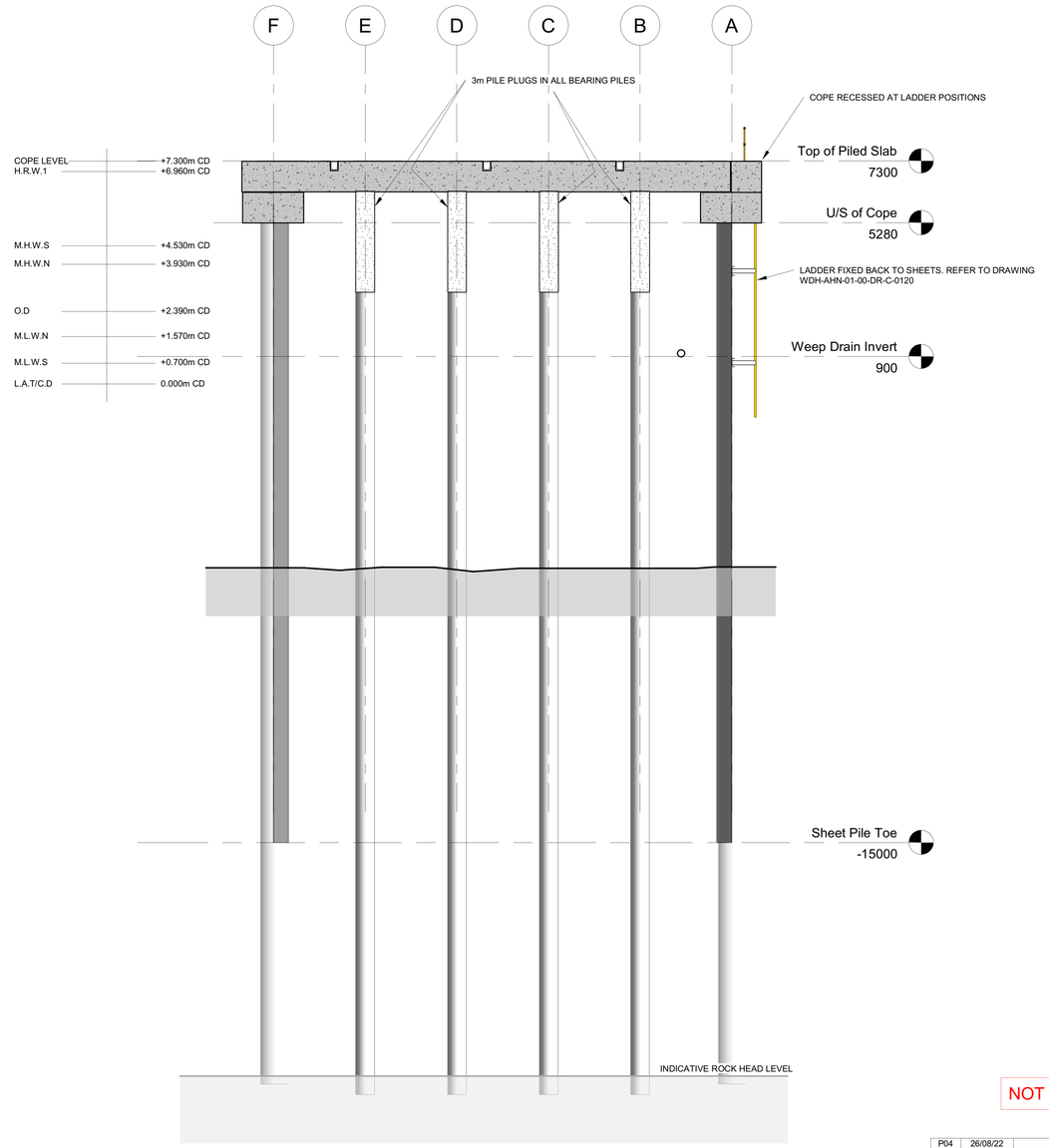

2 Section Through Quay at Ladder Position

1 : 100

HAZARD

THE TIE RODS WILL REQUIRE TEMPORARY TRENCHES TO BE DUG TO INSTALL.

TRENCHES TO BE SUITABLY SHORED.

TIDAL WORKS TO BE FACTORED INTO RAMS

NOT FOR CONSTRUCTION

NOTES:

1. REINFORCEMENT DENSITIES:
   SLAB = 200kg /m3
   COPE = 200kg / m3
   PILE PLUGS = 150kg / m3
   REAR WALL PILE CAP = 200kg/m3
2. ALL CONCRETE C40/50
3. MINIMUM COVER TO CONCRETE = 60mm
4. EXPOSURE CLASS OF XS3
5. INFILL MATERIAL WILL BE SUBJECT TO POST CONSTRUCTION (INFILLING WORKS) SETTLEMENT. CONSIDERATION SHOULD BE GIVEN TO IMPLEMENTATION OF A DECK SOFFIT OR TEMPORARY (SACRIFICIAL SLAB POUR) TO MITIGATE AGAINST DAMAGE TO THE SLAB CAUSED BY SETTLEMENT OF INFILL DURING THE CURING PERIOD.
6. FOR CONCRETE SPECIFICATION REFER WDH-AHN-01-00-SP-C-0002
7. FOR PILING SPECIFICATION REFER TO DOCUMENT WDH-AHN-01-00-SP-C-0001
8. FOR PILE DETAILS REFER TO DRAWING WDH-AHN-01-00-DR-C-0104

REV	DATE	REVISION	DRN	VER
P04	26/08/22	S2 - Stage 2 Design Submission	CAB	TR
P03	23/08/22	S2 - McLH Comments Incorporated - Handrail Added-Ladders Amended - Re-Issue for Planning	CAB	TR
P02	19/08/22	S2 - Issued For Planning Application	CAB	TR
P01	12/08/22	S2 - Issued for Costing	CAB	TR

THIS DRAWING IS COPYRIGHT . DO NOT SCALE FROM THIS DRAWING.

Arch Henderson 1919

Civil Engineers
Structural Engineers
Principle Designers
Architects
Geotechnical Services
Environmental Services

142 St. Vincent Street, Glasgow G2 5LA.
Tel : 0141 227 3060 - Fax : 0141 2
www.arch-h 1 :

Offices in : Aberdeen, Dundee, Glasgow, Lerwick, Stromness and Thurso

PROJECT :
McLaughlin & Harvey Ltd
BAE Wet Basin Infill - Govan

TITLE :
Sections Through Cofferdam and Piled Slab

DRAWN :	DATE :	VERIFIED :	APPROVED :
CAB	11/08/22	SL	TR

SCALE : (A1)	CONTRACT No.	DRAWING STATUS :
1 : 100	225022	S2

DRAWING NO : WDH-AHN-01-00-DR-C-0102

REV : P04



1 Elevation on Cofferdam Wall

1 : 100

OUTFALL POSITIONS AND LEVELS
INDICATIVE ONLY AT THIS STAGE

1. FOR DRAINAGE DETAILS REFER TO DRAWING WDH-AHN-01-00-DR-C-0106
2. FOR JETTY FURNITURE DETAILS REFER TO DRAWING WDH-AHN-01-00-DR-C-0120 & 0121
3. ROCK HEAD INDICATIVE ONLY. ACTUAL LEVEL TO BE OBTAINED FROM G.I.

NOT FOR CONSTRUCTION

REV	DATE	REVISION	DRN	VER
P04	26/08/22	S2 - Stage 2 Design Submission	CAB	TR
P03	23/08/22	S2 - McLH Comments Incorporated - Handrail Added Ladders Amended - Re-Issue for Planning	CAB	TR
P02	19/08/22	S2 - Issued For Planning Application	CAB	TR
P01	12/08/22	S2 - Issued for Costing	CAB	TR

THIS DRAWING IS COPYRIGHT . DO NOT SCALE FROM THIS DRAWING.

Arch Henderson 1919
Civil Engineers
Structural Engineers
Principle Designers
Architects
Geotechnical Services
Environmental Services
142 St. Vincent Street, Glasgow G2 5LA.
Tel : 0141 227 3060 - Fax : 0141 248 9542.
Offices in : Aberdeen, Dundee, Glasgow, Lerwick, Stromness and Thurso

PROJECT :
McLaughlin & Harvey Ltd
BAE Wet Basin Infill - Govan

TITLE :
Elevation on Cofferdam Wall

DRAWN :	DATE :	VERIFIED :	APPROVED :
CAB	11/08/22	AS	TR

SCALE : (A1)	CONTRACT No.	DRAWING STATUS :
1 : 100	225022	S2

DRAWING NO : WDH-AHN-01-00-DR-C-0103
REV : P04

HAZARD

STABILITY OF EXISTING STRUCTURE TO BE ASSESSED BASED ON PROPOSED CONSTRUCTION METHODOLOGY.

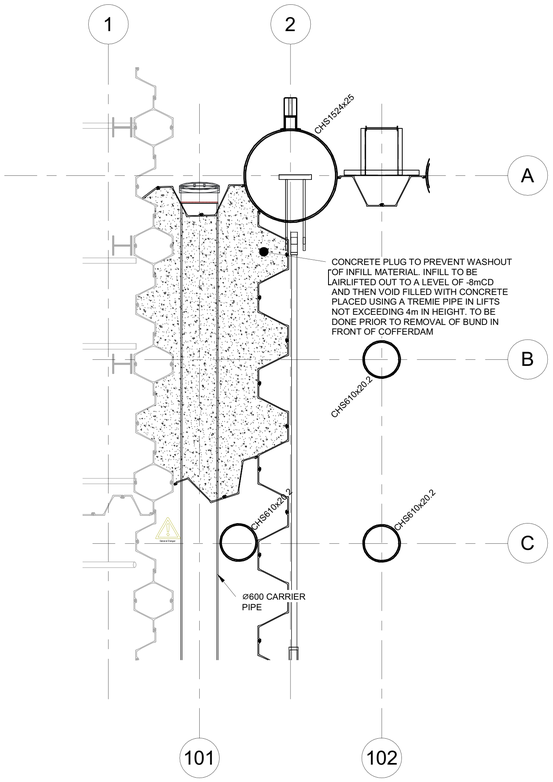

/A Cofferdam Tie-in Details - West Wharf

1 : 50

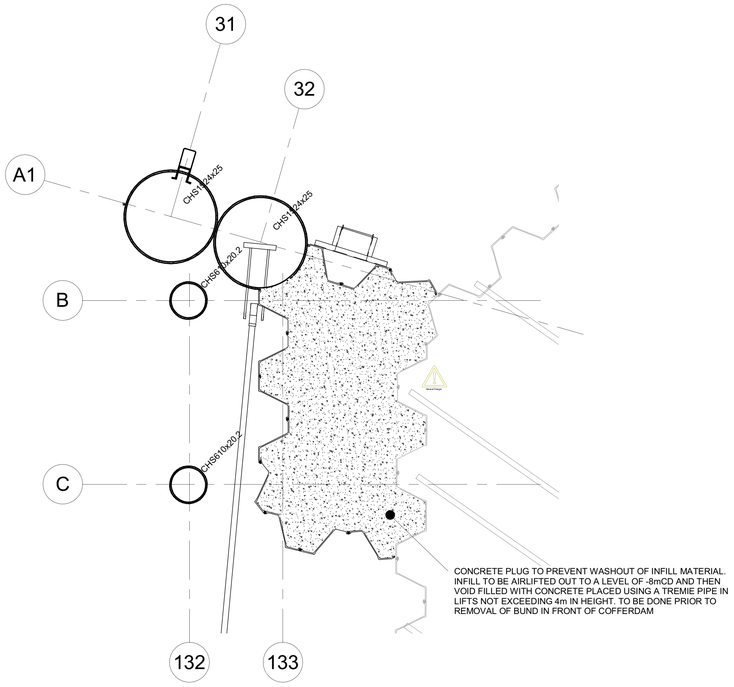

/B Cofferdam Tie-in Details - East Wharf

1 : 50



- Quay Wall Key Plan

1 : 500

NOT FOR CONSTRUCTION

NOTES:

1. DETAILS SUBJECT TO DETAIL DESIGN AND REVIEW OF CONTRACTORS PROPOSED CONSTRUCTION METHODOLOGY.

REV	DATE	REVISION	DRN	VER
P03	26/08/22	S2 - Stage 2 Design Submission	CAB	TR
P02	26/08/22	S2 - Drainage Added - Re-Issued For Costing	CAB	TR
P01	12/08/22	S2 - Issued for Costing	CAB	TR

THIS DRAWING IS COPYRIGHT . DO NOT SCALE FROM THIS DRAWING.

Arch Henderson 1919

Civil Engineers
Structural Engineers
Principle Designers
Architects
Geotechnical Services
Environmental Services

142 St. Vincent Street, Glasgow G2 5LA.
Tel : 0141 227 3060 - Fax : 0141 2
www.arch-h l :

Offices in : Aberdeen, Dundee, Glasgow, Lerwick, Stromness and Thurso

PROJECT :

McLaughlin & Harvey Ltd
BAE Wet Basin Infill - Govan

TITLE :

Cofferdam Tie in Details - East and West

DRAWN :	DATE :	VERIFIED :	APPROVED :
CAB	11/08/22	SL	TR

SCALE : (A1)	CONTRACT No.	DRAWING STATUS :
As indicated	225022	S2

DRAWING NO : WDA-AHN-01-00-DR-C-0105

REV : P03

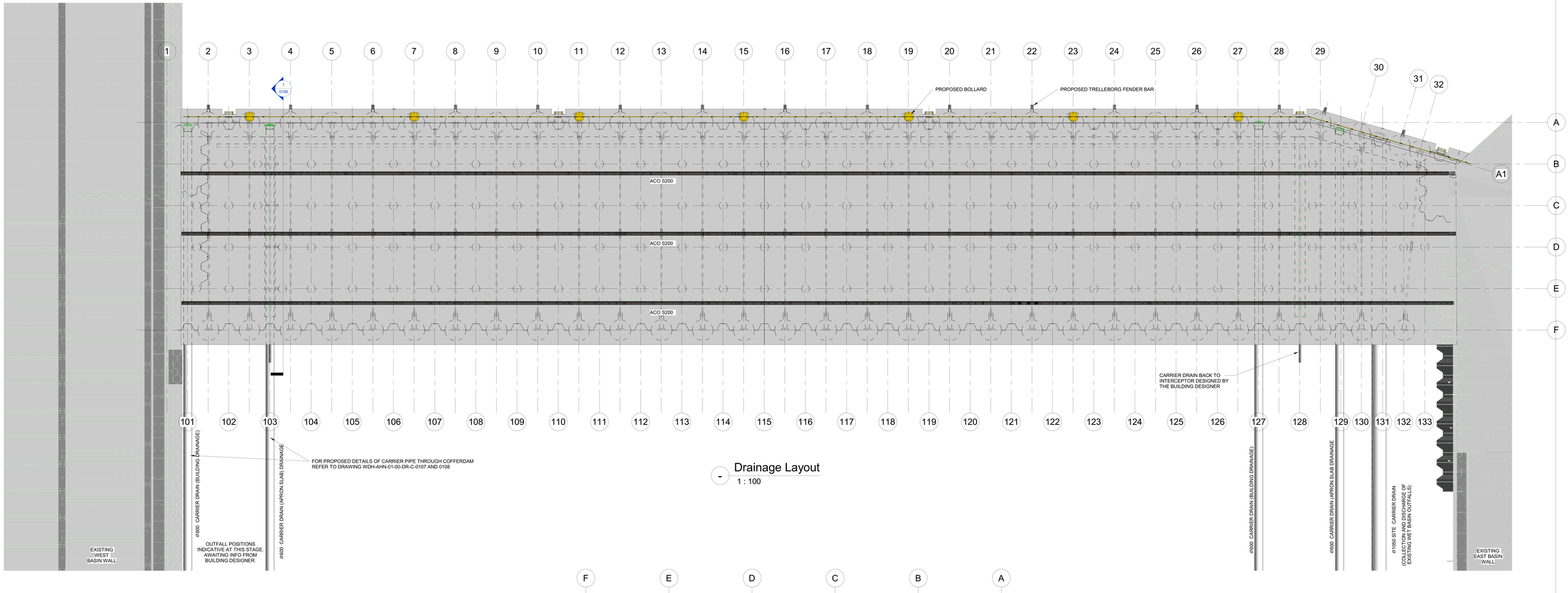

Drainage Layout
1 : 100

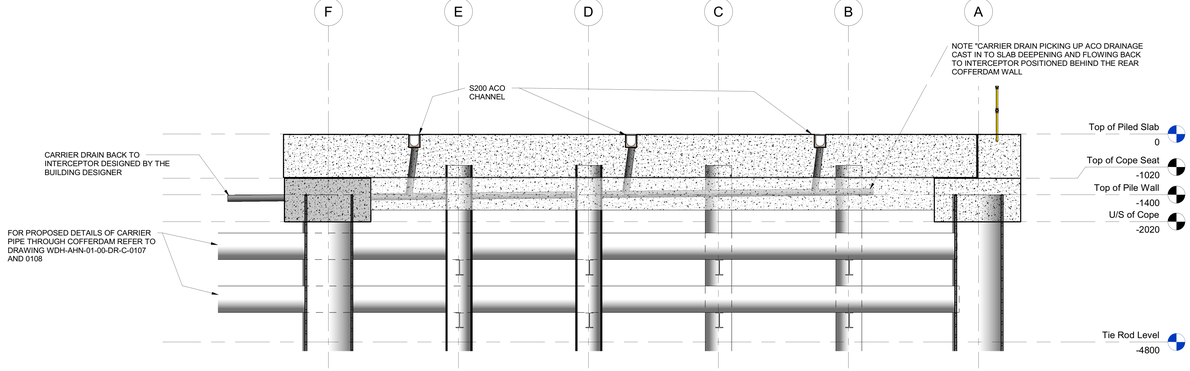

1 Section Showing ACO Carrier Drain
1 : 50

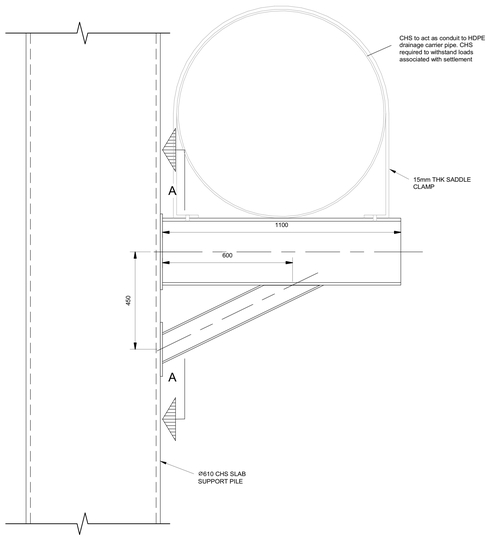

2 Carrier Pipe Support Detail
1 : 10

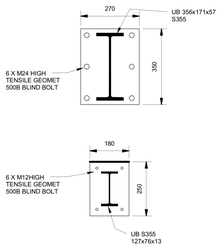

SECTION A-A

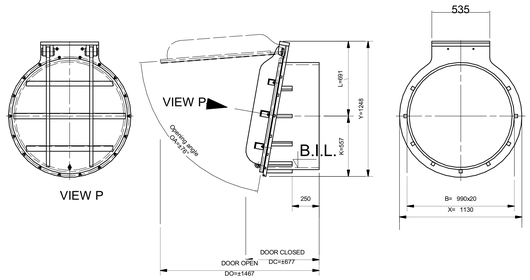

4 Althon Flap Valve (To Suit 1050mm Dia)
1 : 20

3 Drainage Notes
1 : 1

1. STEEL GRADE TO BE AS SHOWN.
2. FLAP VALVE TO BE 'ALTHON PTK-BS 900mm FLAP VALVE'.
3. DO NOT SCALE FROM DRAWING.
4. ALL STEEL PLATES TO BE 10mm THICK.
5. BEARING PILES ARE LOCALLY DISPLACED TO ACCOMMODATE OUTFALL PIPES.
6. LOCATION AND LEVEL OF CARRIER PIPE TO BE CONFIRMED BY BUILDING DESIGNER
7. LEVEL OF OUTFALL PIPE TBC.

NOT FOR CONSTRUCTION

REV	DATE	REVISION	DRN	VER
P04	26/08/22	S2 - Stage 2 Design Submission	CAB	TR
P03	23/08/22	S2 - McLH Comments Incorporated - Drainage Added - Re Issue for Planning	CAB	TR
P02	19/08/22	S2 - Issued For Planning Application	CAB	TR
P01	12/08/22	S2 - Issued for Costing	CAB	TR

THIS DRAWING IS COPYRIGHT . DO NOT SCALE FROM THIS DRAWING.

Arch Henderson 1919
Civil Engineers
Structural Engineers
Principle Designers
Architects
Geotechnical Services
Environmental Services
142 St. Vincent Street, Glasgow G2 5LA.
Tel : 0141 227 3060 - Fax : 0141 248 9542.
Offices in : Aberdeen, Dundee, Glasgow, Lerwick, Stromness and Thurso

PROJECT :
McLaughlin & Harvey Ltd
BAE Wet Basin Infill - Govan

TITLE :
Drainage Layout and Details

DRAWN :	DATE :	VERIFIED :	APPROVED :
CAB	11/08/22	A'OC	TR

SCALE : (A1)	CONTRACT No.	DRAWING STATUS :
As indicated	225022	S2

DRAWING NO : WDA-AHN-01-00-DR-C-0106
REV : P04

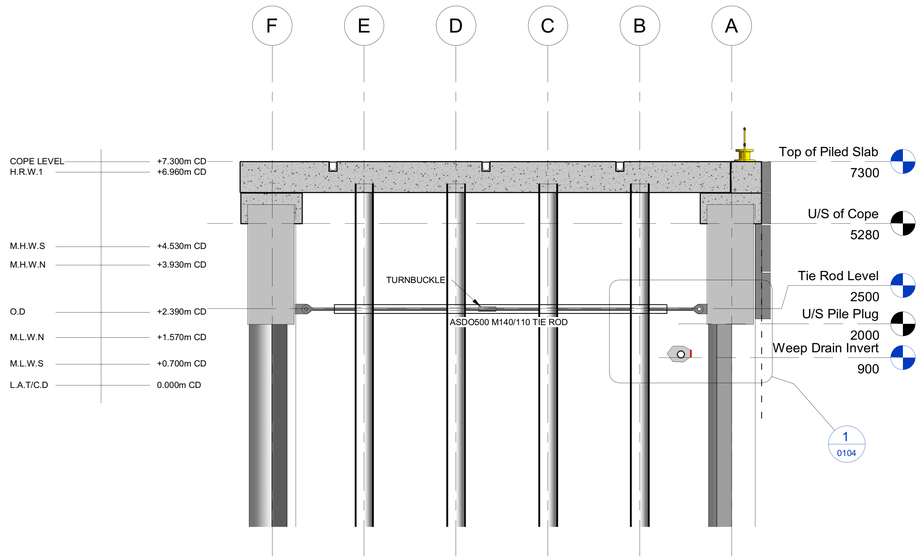

- Section Through Cofferdam
1 : 100

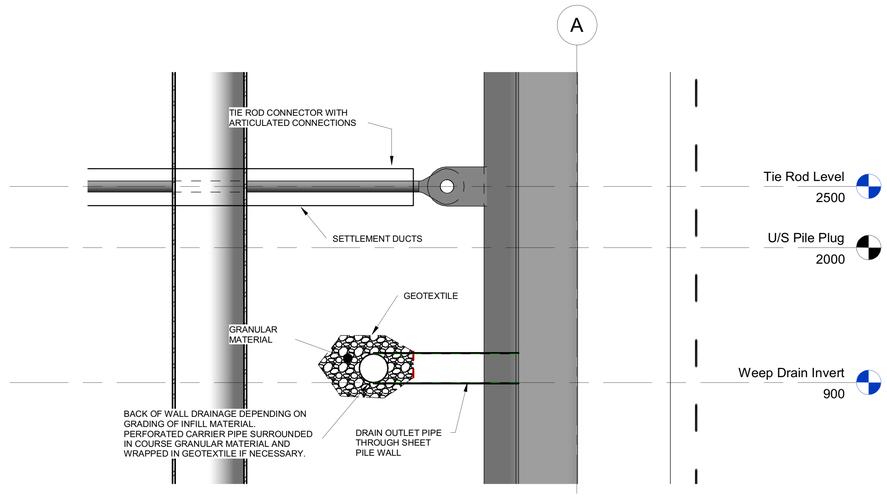

1 Detail 1
1 : 25

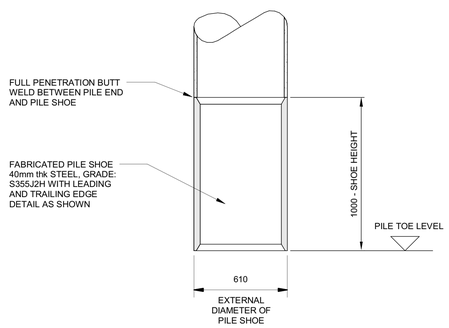

6 Pile Shoe Elevation
1 : 20

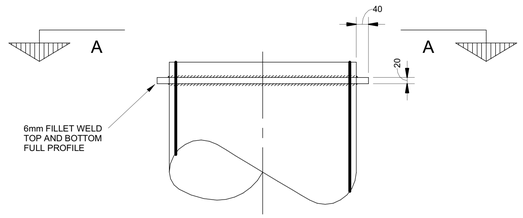

2 Shear Ring Detail - (on all 600mm bearing piles)
1 : 10

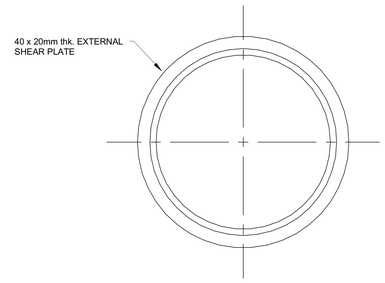

A Section A-A
1 : 10

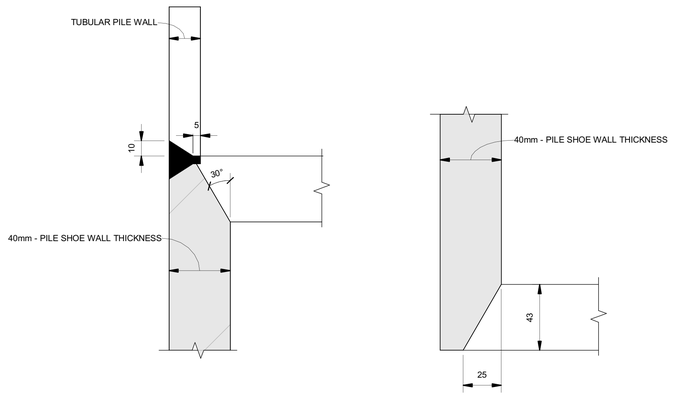

3 Pile Shoe Detail (on all 600mm bearing piles)
1 : 2

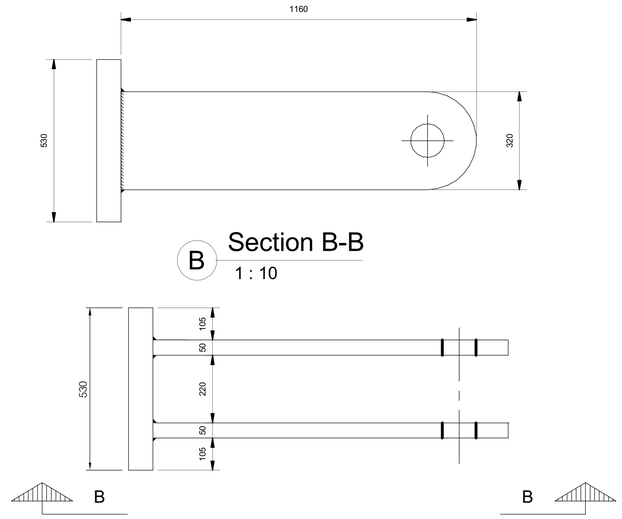

B Section B-B
1 : 10

4 Plan - Tie Rod Anchor Detail
1 : 10

NOTES:

1. FOR PILING SPECIFICATION REFER TO DOCUMENT WDH-AHN-01-00-SP-C-0001

NOT FOR CONSTRUCTION

REV	DATE	REVISION	DRN	VER
P03	26/08/22	S2 - Stage 2 Design Submission	CAB	TR
P02	23/08/22	S2 - Re-Issued for Costing	CAB	TR
P01	12/08/22	S2 - Issued for Costing	CAB	TR

THIS DRAWING IS COPYRIGHT . DO NOT SCALE FROM THIS DRAWING.

Arch Henderson 1919
Civil Engineers
Structural Engineers
Principle Designers
Architects
Geotechnical Services
Environmental Services
142 St. Vincent Street, Glasgow G2 5LA.
Tel : 0141 227 3060 . Fax : 0141 2
www.arch-h 1 :
Offices in : Aberdeen, Dundee, Glasgow, Lerwick, Stromness and Thurso

PROJECT :
McLaughlin & Harvey Ltd
BAE Wet Basin Infill - Govan

TITLE :
Cofferdam - Sections and Details

DRAWN :	DATE :	VERIFIED :	APPROVED :
GB	12/08/22	SL	TR

SCALE : (A1)	CONTRACT No.	DRAWING STATUS :
As indicated	225022	S2

DRAWING NO : WDA-AHN-01-00-DR-C-0104
REV : P03