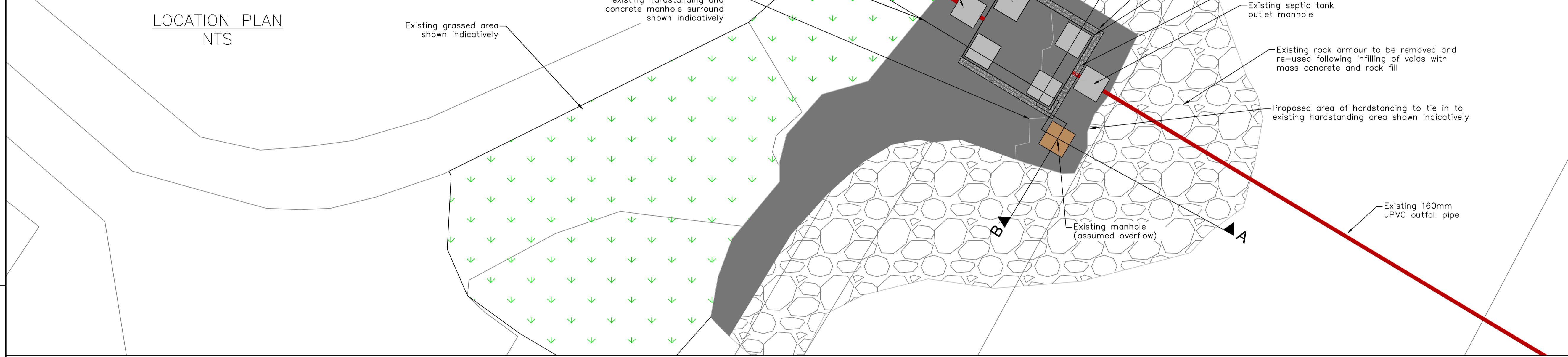
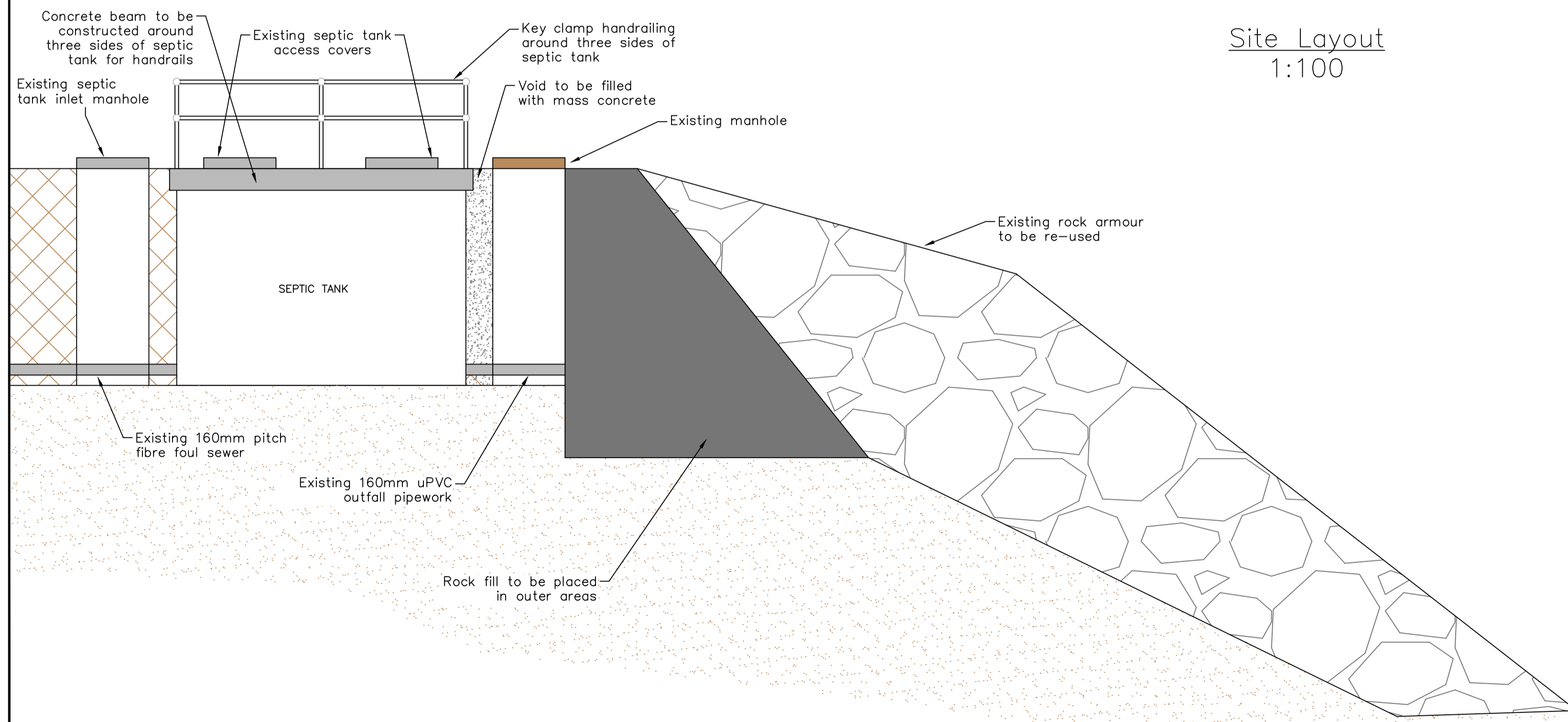




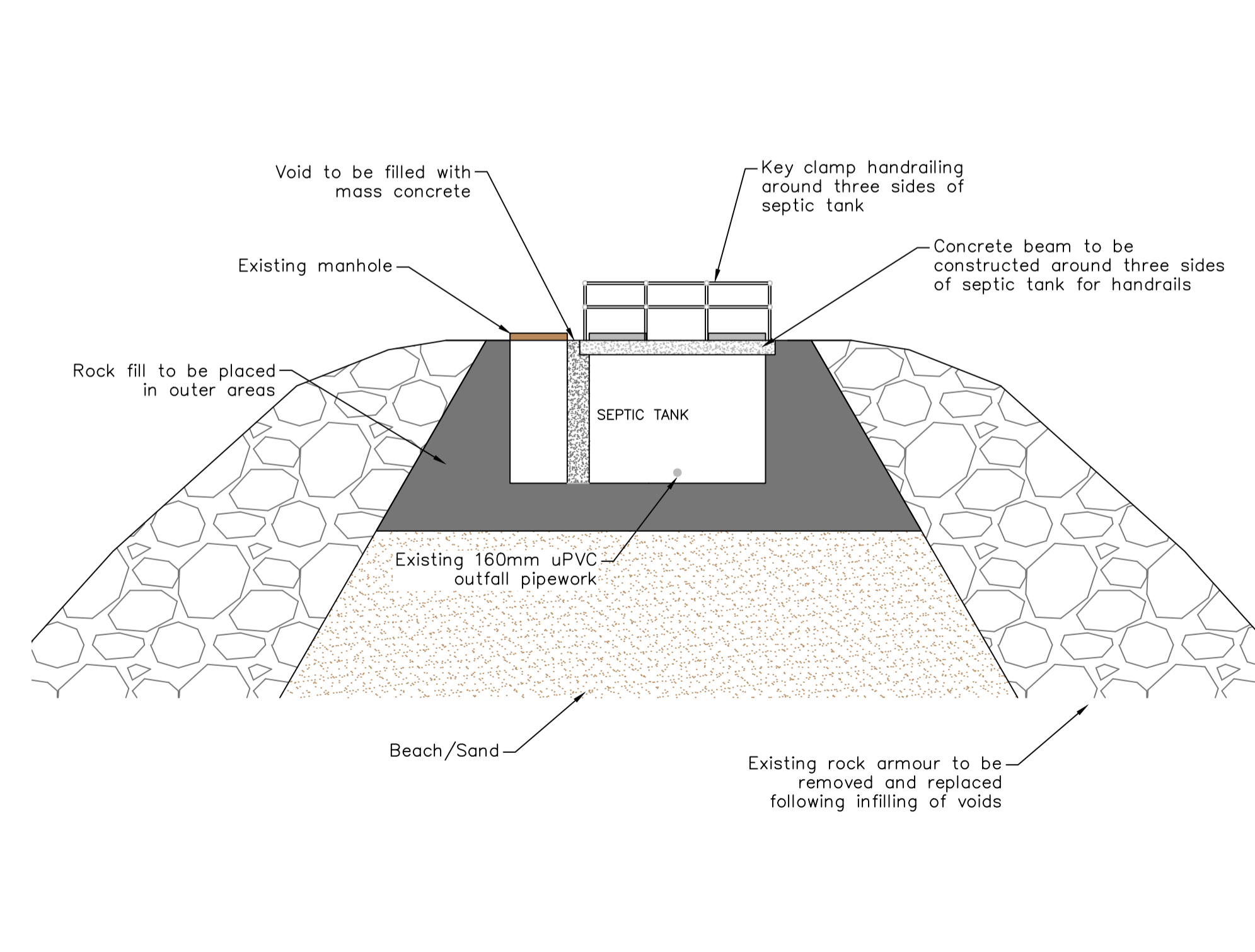
LOCATION PLAN
NTS



Site Layout
1:100

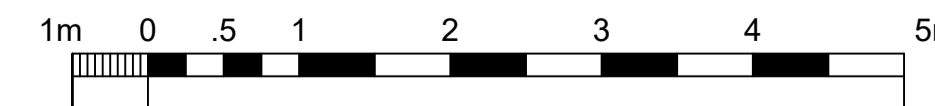


Section A-A
1:50

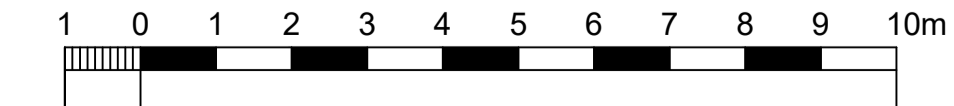


Section B-B
1:100

SCALE 1:50



SCALE 1:100



- Notes:
- Drawing is indicative only and has been drafted to dimensions measured on site and provided by Scottish Water's Contractor.
 - The proposed arrangement is shown indicatively only in accordance with Scottish Water's Contractor's proposed Scope of Works.
 - Do not scale any dimensions, items or information from this drawing.
 - Existing foul sewer alignment has been extracted from Scottish Water GIS data.
 - Proposed Construction Methodology proposed by Scottish Water's Contractor:
 - Existing rock armour will be removed
 - Rock fill will be placed in outer areas
 - Mass pour concrete will be used to fill voids around exposed MH
 - Once concrete is set the rock armour will be replaced
 - Shutter and pour concrete strip around 3 outer edges of septic tank
 - Holes drilled and galvanised steel posts fitted onto concrete edge
 - Key clamp handrails fitted to galvanised posts

Legend

Existing foul sewer as per SW GIS

Current Issue Information:

Rev.	Description	Drawn	CHK'd	App'd	Date
0B	FOR CONSTRUCTION	DD	DA	DA	22/07/22
0A	FOR CONSTRUCTION	CM	DA	AB	24/06/22

This drawing is the property of Scottish Water and must not be copied or used for any purpose other than that for which it is supplied without the written consent of Scottish Water.

SCOTTISH WATER
CASTLE HOUSE
CASTLE DRIVE
CARNegie CAMPUS
DUNFERMLINE
FIFE, KY11 8GG
TEL: (01383) 848 200
FAX: (01383) 848 371

m² The power of collaboration
With a Mott MacDonald working with Scottish Water

m² (Water) LLP
Moray House
15-18 Bank Street
Inverness
IV1 1GY
United Kingdom
T +44 (0)1463 239 323
W www.motmac.com

Originated By	Drawn By	Checked By	Approved By
D Alexander	C McBeath	D Alexander	A Brown
Date	Date	Date	Date
08/06/22	09/06/22	16/06/22	24/06/22
Scale	Status		
AS NOTED @ A1	For Construction		

Project Title: **Holm Septic Tank**

Drawing Title: **Proposed Arrangement**

ELLIPSE EQUIPMENT No. _____
ELLIPSE PLANT No. _____ AUTOCODE No. 5025250040

Drawing No. **5025250040-WW-DRA-04220012**